



EXPORTAÇÕES DE CARNE BOVINA DO BRASIL*



BRAZILIAN BEEF EXPORTS*

PERÍODO: JAN - JUL 2010

PERIOD: JAN - JUL 2010

FONTE/SOURCE : SECEX/MDIC

***NCMs:**

In natura/Fresh Beef : 0201.10.00 a 0202.30.00

Miúdos/Offals : 0206.10.00 a 0206.29.90

Salgadas/Salted: 0210.20.00

Tripas/Casings : 0504.00.11

Industrializadas/Processed : 1602.50.00



EXPORTAÇÕES DE CARNE BOVINA DO BRASIL

BRAZILIAN BEEF EXPORTS

Fonte/Source: SECEX/MDIC

| JANEIRO/JANUARY | 2010 | | | 2009 | | | % (2010x2009) | | |
|----------------------------|----------------|---------------|--------------|----------------|---------------|--------------|---------------|------------|------------|
| | US\$ (000) | TON | US\$/Ton | US\$ (000) | TON | US\$/Ton | US\$ (000) | TON | US\$/Ton |
| In natura/Fresh Beef | 241.083 | 67.026 | 3.597 | 168.463 | 56.599 | 2.976 | 43% | 18% | 21% |
| Industrializadas/Processed | 43.935 | 11.105 | 3.956 | 54.747 | 13.469 | 4.065 | 24% | 9% | 14% |
| Miúdos/Offals | 15.779 | 6.706 | 2.353 | 12.678 | 6.136 | 2.066 | 8% | 1% | 8% |
| Tripas/Casings | 16.564 | 4.825 | 3.433 | 15.277 | 4.792 | 3.188 | 8% | 1% | 8% |
| Salgadas/Salted | 475 | 103 | 4.612 | 4.524 | 816 | 5.544 | -90% | -87% | -17% |
| TOTAL | 317.836 | 89.765 | 3.541 | 255.689 | 81.812 | 3.125 | 24% | 10% | 13% |

| FEVEREIRO/FEBRUARY | 2010 | | | 2009 | | | % (2010x2009) | | |
|----------------------------|----------------|---------------|--------------|----------------|---------------|--------------|---------------|-----------|------------|
| | US\$ (000) | TON | US\$/Ton | US\$ (000) | TON | US\$/Ton | US\$ (000) | TON | US\$/Ton |
| In natura/Fresh Beef | 265.036 | 74.311 | 3.567 | 185.878 | 65.992 | 2.817 | 43% | 13% | 27% |
| Industrializadas/Processed | 47.302 | 11.732 | 4.032 | 50.414 | 12.008 | 4.198 | 23% | 7% | 15% |
| Miúdos/Offals | 16.367 | 6.911 | 2.368 | 13.312 | 6.446 | 2.065 | -1% | -0,4% | -1% |
| Tripas/Casings | 18.478 | 5.338 | 3.461 | 18.729 | 5.361 | 3.494 | -1% | -0,4% | -1% |
| Salgadas/Salted | 512 | 113 | 4.524 | 2.858 | 481 | 5.936 | -82% | -77% | -24% |
| TOTAL | 347.695 | 98.405 | 3.533 | 271.191 | 90.288 | 3.004 | 28% | 9% | 18% |

| MARÇO/MARCH | 2010 | | | 2009 | | | % (2010x2009) | | |
|----------------------------|----------------|----------------|--------------|----------------|----------------|--------------|---------------|------------|------------|
| | US\$ (000) | TON | US\$/Ton | US\$ (000) | TON | US\$/Ton | US\$ (000) | TON | US\$/Ton |
| In natura/Fresh Beef | 292.547 | 80.189 | 3.648 | 233.622 | 82.138 | 2.844 | 25% | -2% | 28% |
| Industrializadas/Processed | 59.429 | 15.042 | 3.951 | 63.312 | 15.801 | 4.007 | -6% | -5% | -1% |
| Miúdos/Offals | 18.811 | 7.984 | 2.356 | 17.327 | 8.034 | 2.157 | 9% | -1% | 9% |
| Tripas/Casings | 24.176 | 6.868 | 3.520 | 19.830 | 5.555 | 3.570 | 22% | 24% | -1% |
| Salgadas/Salted | 1.193 | 268 | 4.451 | 1.874 | 455 | 4.119 | -36% | -41% | 8% |
| TOTAL | 396.156 | 110.351 | 3.590 | 335.965 | 111.983 | 3.000 | 18% | -1% | 20% |

| ABRIL/APRIL | 2010 | | | 2009 | | | % (2010x2009) | | |
|----------------------------|----------------|----------------|--------------|----------------|----------------|--------------|---------------|------------|------------|
| | US\$ (000) | TON | US\$/Ton | US\$ (000) | TON | US\$/Ton | US\$ (000) | TON | US\$/Ton |
| In natura/Fresh Beef | 300.197 | 78.427 | 3.828 | 247.732 | 85.136 | 2.910 | 21% | -8% | 32% |
| Industrializadas/Processed | 55.312 | 13.144 | 4.208 | 55.866 | 14.147 | 3.949 | -1% | -7% | 7% |
| Miúdos/Offals | 15.197 | 6.408 | 2.372 | 15.652 | 7.242 | 2.161 | -3% | -12% | 10% |
| Tripas/Casings | 17.794 | 5.177 | 3.437 | 23.610 | 5.925 | 3.985 | -25% | -13% | -14% |
| Salgadas/Salted | 307 | 71 | 4.324 | 510 | 82 | 6.244 | -40% | -13% | -31% |
| TOTAL | 388.807 | 103.227 | 3.767 | 343.369 | 112.531 | 3.051 | 13% | -8% | 23% |

| MAI/ MAY | 2010 | | | 2009 | | | % (2010x2009) | | |
|----------------------------|----------------|----------------|--------------|----------------|----------------|--------------|---------------|------------|------------|
| | US\$ (000) | TON | US\$/Ton | US\$ (000) | TON | US\$/Ton | US\$ (000) | TON | US\$/Ton |
| In natura/Fresh Beef | 358.763 | 90.374 | 3.970 | 234.422 | 75.063 | 3.123 | 53% | 20% | 27% |
| Industrializadas/Processed | 49.294 | 11.306 | 4.360 | 54.729 | 14.254 | 3.839 | -10% | -21% | 14% |
| Miúdos/Offals | 18.602 | 7.892 | 2.357 | 16.596 | 7.305 | 2.272 | 12% | 8% | 4% |
| Tripas/Casings | 19.050 | 5.732 | 3.324 | 18.837 | 5.034 | 3.742 | 1% | 14% | -11% |
| Salgadas/Salted | 1.333 | 276 | 4.836 | 479 | 83 | 5.788 | 178% | 233% | -16% |
| TOTAL | 447.042 | 115.580 | 3.868 | 325.063 | 101.739 | 3.195 | 38% | 14% | 21% |

| JUN/ JUN | 2010 | | | 2009 | | | % (2010x2009) | | |
|----------------------------|----------------|----------------|--------------|----------------|----------------|--------------|---------------|-----------|------------|
| | US\$ (000) | TON | US\$/Ton | US\$ (000) | TON | US\$/Ton | US\$ (000) | TON | US\$/Ton |
| In natura/Fresh Beef | 384.246 | 96.403 | 3.986 | 289.198 | 89.851 | 3.219 | 33% | 7% | 24% |
| Industrializadas/Processed | 38.798 | 9.522 | 4.074 | 57.038 | 14.348 | 3.975 | -32% | -34% | 2% |
| Miúdos/Offals | 15.555 | 6.791 | 2.291 | 18.367 | 8.220 | 2.234 | -15% | -17% | 3% |
| Tripas/Casings | 15.474 | 4.807 | 3.219 | 18.527 | 5.136 | 3.607 | -16% | -6% | -11% |
| Salgadas/Salted | 1.033 | 203 | 5.087 | 723 | 178 | 4.073 | 43% | 14% | 25% |
| TOTAL | 455.106 | 117.726 | 3.866 | 383.853 | 117.732 | 3.260 | 19% | 0% | 19% |

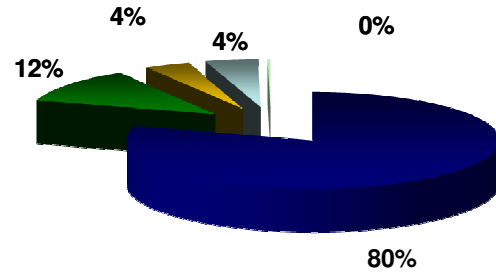
| JUL/ JUL | 2010 | | | 2009 | | | % (2010x2009) | | |
|----------------------------|----------------|----------------|--------------|----------------|----------------|--------------|---------------|------------|------------|
| | US\$ (000) | TON | US\$/Ton | US\$ (000) | TON | US\$/Ton | US\$ (000) | TON | US\$/Ton |
| In natura/Fresh Beef | 407.755 | 101.667 | 4.011 | 277.723 | 82.147 | 3.381 | 47% | 24% | 19% |
| Industrializadas/Processed | 37.554 | 10.062 | 3.732 | 54.148 | 13.509 | 4.008 | -31% | -26% | -7% |
| Miúdos/Offals | 9.382 | 4.581 | 2.048 | 14.605 | 6.377 | 2.290 | -36% | -28% | -11% |
| Tripas/Casings | 15.302 | 4.475 | 3.419 | 18.411 | 5.214 | 3.531 | -17% | -14% | -3% |
| Salgadas/Salted | 184 | 40 | 4.600 | 538 | 52 | 10.259 | -66% | -24% | -55% |
| TOTAL | 470.177 | 120.825 | 3.891 | 365.425 | 107.299 | 3.406 | 29% | 13% | 14% |

**EXPORTAÇÕES DE CARNE BOVINA DO BRASIL, JAN-JUL 2010
BRAZILIAN BEEF EXPORTS, JAN-JUL 2010**

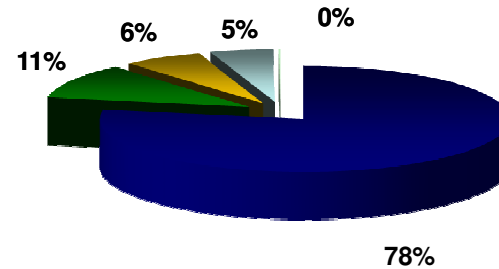
| Produto / Product | 2010 | | | | 2009 | | | | % (2010x2009) | | | |
|----------------------------|------------------|----------------|--------------|------------------|------------------|----------------|--------------|------------------|---------------|-----------|------------|---------------|
| | US\$ (000) | TON | US\$/Ton | Ton Eqc / CWE | US\$ (000) | TON | US\$/Ton | Ton Eqc / CWE | US\$ (000) | TON | US\$/Ton | Ton Eqc / CWE |
| In natura/Fresh Beef | 2.249.628 | 588.397 | 3.823 | 764.082 | 1.637.039 | 536.926 | 3.049 | 697.250 | 37% | 10% | 25% | 10% |
| Industrializadas/Processed | 331.624 | 81.915 | 4.048 | 204.787 | 390.253 | 97.536 | 4.001 | 243.841 | -15% | -16% | 1% | -16% |
| Miúdos/Offal | 109.693 | 47.272 | 2.320 | 47.272 | 108.537 | 49.760 | 2.181 | 49.760 | 1% | -5% | 6% | -5% |
| Tripas/Casings | 126.838 | 37.251 | 3.405 | 37.251 | 133.221 | 37.017 | 3.599 | 37.017 | -5% | 1% | -5% | 1% |
| Salgadas/Salted | 5.037 | 1.074 | 4.688 | 1.074 | 11.507 | 2.147 | 5.359 | 2.147 | -56% | -50% | -13% | -50% |
| TOTAL | 2.822.820 | 755.910 | 3.734 | 1.054.468 | 2.280.557 | 723.386 | 3.153 | 1.030.015 | 24% | 4% | 18% | 2% |


**PARTICIPAÇÃO DOS TIPOS DE CORTES NAS EXPORTAÇÕES DE CARNE BOVINA DO BRASIL, JAN-JUL 2010
PARTICIPATION OF THE TYPES OF THE CUTS IN THE BRAZILIAN BEEF EXPORTS, JAN-JUL 2010**

EM VALOR/VALUE



EM VOLUME/VOLUME



- | | | | | |
|--|--|--|---|--|
|  In natura |  Industrializadas |  Miúdos |  Tripas |  Salgadas |
|  Fresh Beef |  Processed |  Offals |  Casings |  Salted |

| Destinos/Destinations | IN NATURA / FRESH, CHILLED AND FROZEN BEEF (0201.10.00 a 0202.30.00) | | | | | | | | | | | |
|--|--|----------------|--------------|------------------|------------------|----------------|--------------|------------------|-----------------|------------|------------|------------------|
| | 2010 | | | | 2009 | | | | Δ % (2010x2009) | | | |
| | US\$ (000) | TON | US\$/Ton | Ton Eq. C. CWE * | US\$ (000) | TON | US\$/Ton | Ton Eq. C. CWE * | US\$ (000) | TON | US\$/Ton | Ton Eq. C. CWE * |
| RÚSSIA / RUSSIA | 554.765 | 166.858 | 3.325 | 216.739 | 516.105 | 195.906 | 2.634 | 254.637 | 7% | -15% | 26% | -15% |
| IRA / IRAN | 464.265 | 117.461 | 3.952 | 152.700 | 112.520 | 32.344 | 3.479 | 42.047 | 313% | 263% | 14% | 263% |
| EGITO / EGYPT | 238.145 | 67.141 | 3.547 | 87.283 | 147.735 | 54.716 | 2.700 | 71.131 | 61% | 23% | 31% | 23% |
| HONG KONG / HONG KONG | 175.490 | 50.998 | 3.441 | 66.064 | 175.101 | 56.678 | 3.089 | 73.618 | 0% | -10% | 11% | -10% |
| VENEZUELA / VENEZUELA | 104.557 | 23.204 | 4.506 | 30.166 | 82.201 | 20.142 | 4.081 | 26.184 | 27% | 15% | 10% | 15% |
| ARABIA SAUDITA / SAUDI ARABIA | 78.929 | 20.094 | 3.928 | 26.102 | 62.711 | 20.561 | 3.050 | 26.573 | 26% | -2% | 29% | -2% |
| ARGELIA / ALGERIA | 77.838 | 24.265 | 3.208 | 31.545 | 104.227 | 38.641 | 2.697 | 50.233 | -25% | -37% | 19% | -37% |
| ISRAEL / ISRAEL | 75.231 | 18.366 | 4.096 | 23.875 | 48.746 | 16.580 | 2.940 | 21.554 | 54% | 11% | 39% | 11% |
| ITALIA / ITALY | 71.868 | 9.456 | 7.600 | 12.293 | 49.249 | 6.766 | 7.278 | 8.796 | 46% | 40% | 4% | 40% |
| LIBANO / LEBANON | 64.364 | 12.859 | 5.005 | 16.717 | 52.099 | 13.503 | 3.858 | 17.554 | 24% | -5% | 30% | -5% |
| PAISES BAIXOS (HOLANDA) / NETHERLANDS (DUTCH) | 51.487 | 6.479 | 7.946 | 8.423 | 45.237 | 6.481 | 6.980 | 8.425 | 14% | 0% | 14% | 0% |
| LIBIA / LIBYA | 31.690 | 9.668 | 3.278 | 12.568 | 25.127 | 8.513 | 2.952 | 11.067 | 26% | 14% | 11% | 14% |
| CHILE / CHILE | 31.090 | 7.121 | 4.366 | 9.257 | 3.582 | 1.000 | 3.584 | 1.299 | 768% | 612% | 22% | 612% |
| EMIRADOS ARABES / UNITED ARAB EMIRATES | 28.536 | 5.601 | 5.095 | 7.268 | 24.199 | 6.406 | 3.778 | 8.316 | 18% | -13% | 35% | -13% |
| FILIPINAS / PHILIPPINES | 22.943 | 8.560 | 2.680 | 11.129 | 15.016 | 6.872 | 2.185 | 8.933 | 53% | 25% | 23% | 25% |
| JORDANIA / JORDAN | 21.977 | 5.974 | 3.679 | 7.766 | 20.176 | 6.330 | 3.187 | 8.230 | 9% | -6% | 15% | -6% |
| ALEMANHA / GERMANY | 17.654 | 2.070 | 8.528 | 2.691 | 7.549 | 933 | 8.089 | 1.213 | 134% | 122% | 5% | 122% |
| ANGOLA / ANGOLA | 15.249 | 4.147 | 3.677 | 5.035 | 19.778 | 6.272 | 3.153 | 7.732 | -23% | -34% | 17% | -35% |
| CINGAPURA / SINGAPURA | 10.718 | 2.674 | 4.009 | 3.476 | 10.741 | 3.412 | 3.148 | 4.435 | 0% | -22% | 27% | -22% |
| ESPAÑA / SPAIN | 9.630 | 1.501 | 6.418 | 1.951 | 8.853 | 2.038 | 4.344 | 2.649 | 9% | -26% | 48% | -26% |
| COVITE / KUWAIT | 8.991 | 2.322 | 3.872 | 3.016 | 7.260 | 2.184 | 3.324 | 2.839 | 24% | 6% | 16% | 6% |
| SUECIA / SWEDEN | 8.291 | 801 | 10.348 | 1.042 | 3.541 | 361 | 9.820 | 469 | 134% | 122% | 5% | 122% |
| SUÍÇA / SWITZERLAND | 7.936 | 965 | 8.220 | 1.255 | 4.993 | 723 | 6.908 | 940 | 59% | 34% | 19% | 34% |
| IRAQUE / IRAQ | 7.205 | 2.129 | 3.385 | 2.767 | 3.715 | 1.247 | 2.979 | 1.621 | 94% | 71% | 14% | 71% |
| REINO UNIDO / UNITED KINGDOM | 5.804 | 1.109 | 5.235 | 1.441 | 4.729 | 1.151 | 4.106 | 1.490 | 23% | -4% | 27% | -3% |
| UCRANIA / UKRAINE | 5.478 | 2.113 | 2.592 | 2.747 | 3.583 | 1.460 | 2.455 | 1.897 | 53% | 45% | 6% | 45% |
| TUNÍSIA / TUNISIA | 5.292 | 1.185 | 4.465 | 1.541 | 2.052 | 655 | 3.135 | 851 | 158% | 81% | 42% | 81% |
| MACEDONIA / MACEDONIA | 4.803 | 1.682 | 2.856 | 2.186 | 6.396 | 2.508 | 2.551 | 3.260 | -25% | -33% | 12% | -33% |
| CATAR / QATAR | 4.544 | 694 | 6.551 | 900 | 2.839 | 700 | 4.056 | 906 | 60% | -1% | 62% | -1% |
| FINLÂNDIA / FINLAND | 3.950 | 340 | 11.610 | 442 | 2.281 | 191 | 11.947 | 248 | 73% | 78% | -3% | 78% |
| SÍRIA, REPÚBLICA ARABE DA / SÍRIA, ARAB REPUBLIC | 2.918 | 599 | 4.874 | 778 | 0 | 0 | 0 | 0 | - | - | - | - |
| PORTUGAL / PORTUGAL | 2.913 | 437 | 6.658 | 569 | 1.727 | 290 | 5.958 | 377 | 69% | 51% | 12% | 51% |
| SÉRVIA / SERBIA | 2.560 | 1.200 | 2.134 | 1.560 | 2.193 | 933 | 2.350 | 1.213 | 17% | 29% | -9% | 29% |
| ALBÂNIA / ALBANIA | 2.415 | 797 | 3.030 | 1.036 | 4.356 | 1.475 | 2.953 | 1.918 | -45% | -46% | 3% | -46% |
| FRANÇA / FRANCE | 2.383 | 455 | 5.242 | 591 | 1.889 | 457 | 4.131 | 594 | 26% | -1% | 27% | -1% |
| ARUBA / ARUBA | 2.039 | 452 | 4.511 | 585 | 878 | 279 | 3.145 | 359 | 132% | 62% | 43% | 63% |
| ANTILHAS HOLANDESES / NETHERLANDS ANTILLES | 1.897 | 386 | 4.918 | 501 | 3.200 | 974 | 3.286 | 1.257 | -41% | -60% | 50% | -60% |
| PERU / PERU | 1.849 | 349 | 5.295 | 454 | 2.246 | 583 | 3.849 | 758 | -18% | -40% | 38% | -40% |
| BAHREIN / BAHRAIN | 1.812 | 317 | 5.708 | 413 | 1.932 | 518 | 3.730 | 673 | -6% | -39% | 53% | -39% |
| MONTENEGRO / MONTENEGRO | 1.699 | 644 | 2.639 | 837 | 4.169 | 1.475 | 2.827 | 1.917 | -59% | -56% | -7% | -56% |
| MALÁSIA / MALAYSIA | 1.450 | 314 | 4.616 | 408 | 1.780 | 657 | 2.709 | 854 | -19% | -52% | 70% | -52% |
| VIETNÃ / VIETNAM | 1.329 | 404 | 3.286 | 526 | 15.297 | 5.260 | 2.908 | 6.822 | -91% | -92% | 13% | -92% |
| DINAMARCA / DENMARK | 1.309 | 152 | 8.619 | 197 | 1.885 | 211 | 8.919 | 275 | -31% | -28% | -3% | -28% |
| AZERBAIJÃO / AZERBAIJAN | 1.107 | 200 | 5.531 | 260 | 359 | 98 | 3.672 | 127 | 208% | 105% | 51% | 105% |
| TURQUIA / TURKEY | 1.024 | 248 | 4.132 | 315 | 560 | 171 | 3.275 | 212 | 83% | 45% | 26% | 48% |
| ARMÊNIA / ARMENIA | 981 | 491 | 1.999 | 638 | 175 | 76 | 2.302 | 99 | 461% | 546% | -13% | 546% |
| GRÉCIA / GREECE | 970 | 235 | 4.131 | 305 | 856 | 230 | 3.720 | 299 | 13% | 2% | 11% | 2% |
| CABO VERDE / CAPE VERDE | 870 | 170 | 5.128 | 220 | 809 | 176 | 4.607 | 228 | 7% | -3% | 11% | -3% |
| GEÓRGIA / GEORGIA | 821 | 419 | 1.960 | 545 | 451 | 150 | 3.006 | 195 | 82% | 179% | -35% | 179% |
| CHINA / CHINA | 802 | 283 | 2.838 | 368 | 1.854 | 735 | 2.524 | 955 | -57% | -62% | 12% | -62% |
| GUINE EQUATORIAL / EQUATORIAL GUINEA | 650 | 114 | 5.719 | 132 | 523 | 117 | 4.458 | 151 | 24% | -3% | 28% | -13% |
| GABÃO / GABON | 594 | 186 | 3.195 | 241 | 1.445 | 596 | 2.424 | 775 | -59% | -69% | 32% | -69% |
| BÉLGICA / BELGIUM | 572 | 88 | 6.497 | 115 | 358 | 54 | 6.561 | 71 | 60% | 62% | -1% | 62% |
| CANÁRIAS, ILHAS / CANARY ISLANDS | 456 | 86 | 5.319 | 112 | 667 | 183 | 3.651 | 237 | -32% | -53% | 46% | -53% |
| IRLÂNDIA / IRELAND | 454 | 110 | 4.111 | 143 | 1.134 | 423 | 2.679 | 550 | -60% | -74% | 53% | -74% |
| SENEGAL / SENEGAL | 422 | 156 | 2.707 | 203 | 965 | 306 | 3.151 | 398 | -56% | -49% | -14% | -49% |
| CROÁCIA / CROATIA | 402 | 100 | 4.035 | 129 | 1.745 | 857 | 2.035 | 1.115 | -77% | -88% | 98% | -88% |
| CAZAQUISTÃO / KAZAKHSTAN | 392 | 194 | 2.017 | 252 | 442 | 127 | 3.469 | 166 | -11% | 52% | -42% | 52% |
| CONGO / CONGO | 374 | 146 | 2.566 | 190 | 200 | 97 | 2.055 | 126 | 87% | 50% | 25% | 50% |
| NORUEGA / NORWAY | 360 | 61 | 5.939 | 79 | 969 | 181 | 5.356 | 235 | -63% | -67% | 11% | -67% |
| OMA / OMA | 347 | 61 | 5.662 | 80 | 294 | 70 | 4.220 | 90 | 18% | -12% | 34% | -12% |
| COSTA DO MARFIM / IVORY COAST | 212 | 38 | 5.596 | 49 | 641 | 238 | 2.689 | 307 | -67% | -84% | 108% | -84% |
| IEMEN / YEMEN | 201 | 35 | 5.653 | 46 | 102 | 25 | 4.149 | 32 | 97% | 45% | 36% | 43% |
| COMORES, ILHAS / COMOROS, ISLANDS | 198 | 68 | 2.910 | 89 | 272 | 88 | 3.106 | 114 | -27% | -22% | -6% | -22% |
| MOLDOVA, REP. / MOLDOVA, REP. | 186 | 54 | 3.450 | 70 | 269 | 57 | 4.740 | 74 | -31% | -5% | -27% | -5% |
| MAURÍCIO / MAURITIUS | 170 | 50 | 3.376 | 65 | 121 | 51 | 2.369 | 66 | 40% | -1% | 43% | -1% |
| LIBÉRIA / LIBERIA | 155 | 37 | 4.221 | 48 | 443 | 175 | 2.530 | 228 | -65% | -79% | 67% | -79% |
| SEICHELES / SEYCHELLES | 155 | 30 | 5.172 | 39 | 107 | 26 | 4.078 | 34 | 45% | 15% | 27% | 15% |
| BOSNIA-HERZEGOVINA / BOSNIA AND HERZEGOVINA | 151 | 90 | 1.684 | 117 | 3.566 | 1.975 | 1.805 | 2.568 | -96% | -95% | -7% | -95% |
| TANZÂNIA, REP. / TANZANIA, REP. | 149 | 24 | 6.184 | 31 | 0 | 0 | 0 | 0 | - | - | - | - |
| GUINE / GUINEA | 116 | 26 | 4.437 | 33 | 0 | 0 | 0 | 0 | - | - | - | - |
| CUBA / CUBA | 102 | 25 | 4.083 | 32 | 0 | 0 | 0 | 0 | - | - | - | - |
| TRINIDAD E TOBAGO / TRINIDAD AND TOBAGO | 94 | 25 | 3.700 | 33 | 0 | 0 | 0 | 0 | - | - | - | - |
| MARROCOS / MOROCCO | 93 | 25 | 3.700 | 33 | 0 | 0 | 0 | 0 | - | - | - | - |
| BERMUDAS / BERMUDA | 91 | 24 | 3.793 | 31 | 54 | 16 | 3.305 | 21 | 68% | 47% | 15% | 47% |
| MALDÍVIA / MALDIVES | 90 | 13 | 7.078 | 17 | 391 | 101 | 3.867 | 132 | -77% | -87% | 83% | -87% |
| BENIN / BENIN | 90 | 12 | 7.474 | 16 | 0 | 0 | 0 | 0 | - | - | - | - |
| TADJÍQUISTÃO / TAJIKISTAN | 84 | 26 | 3.247 | 34 | 0 | 0 | 0 | 0 | - | - | - | - |
| DJIBUTI / DJIBOUTI | 84 | 13 | 6.550 | 16 | 14 | 3 | 4.170 | 4 | 501% | 283% | 57% | 262% |
| MALI / MALI | 72 | 11 | 6.584 | 14 | 44 | 12 | 3.629 | 16 | 66% | -8% | 81% | -8% |
| MAURITÂNIA / MAURITANIA | 68 | 25 | 2.700 | 33 | 60 | 25 | 2.400 | 33 | 13% | 0% | 12% | 0% |
| QUÊNIA / KENYA | 60 | 25 | 2.409 | 33 | 0 | 0 | 0 | 0 | - | - | - | - |
| PAQUISTÃO / PAKISTAN | 42 | 10 | 4.065 | 13 | 200 | 71 | 2.825 | 92 | -79% | -85% | 44% | -85% |
| HAITI / HAITI | 33 | 12 | 2.765 | 15 | 0 | 0 | 0 | 0 | - | - | - | - |
| CONGO, REP. DEM. / CONGO, REP. DEM. | 19 | 5 | 3.827 | 6 | 556 | 386 | 1.441 | 502 | -97% | -99% | 166% | -99% |
| SUDÃO / SUDAN | 12 | 2 | 5.955 | 3 | 0 | 0 | 0 | 0 | - | - | - | - |
| ESTADOS UNIDOS / UNITED STATES | 10 | 3 | 4.050 | 3 | 66 | 19 | 3.395 | 25 | -84% | -87% | 19% | -87% |
| URUGUAI / URUGUAY | 0 | 0 | 500 | 0 | 278 | 88 | 3.154 | 114 | -100% | -100% | -84% | -100% |
| AFEGANISTÃO / AFGHANISTAN | 0 | 0 | - | 0 | 1.215 | 272 | 4.460 | 354 | -100% | -100% | - | -100% |
| ÁFRICA DO SUL / SOUTH AFRICA | 0 | 0 | - | 0 | 66 | 51 | 1.289 | 67 | -100% | -100% | - | -100% |
| AUSTRÁLIA / AUSTRALIA | 0 | 0 | - | 0 | 59 | 25 | 2.376 | 33 | -100% | -100% | - | -100% |
| BELIZE / BELIZE | 0 | 0 | - | 0 | 72 | 25 | 2.883 | 33 | -100% | -100% | - | -100% |
| BRUNÊI / BRUNEI | 0 | 0 | - | 0 | 16 | 25 | 655 | 25 | -100% | -100% | - | -100% |
| FEROE, ILHAS / FAROESE, ISLANDS | 0 | 0 | - | 0 | 115 | 11 | 9.984 | 15 | -100% | -100% | - | -100% |
| GRANADA / GRANADA | 0 | 0 | - | 0 | 53 | 24 | 2.200 | 32 | -100% | -100% | - | -100% |
| ISLÂNDIA / ICELAND | 0 | 0 | - | 0 | 119 | 26 | 4.513 | 34 | -100% | -100% | - | -100% |
| LITUÂNIA / LITHUANIA | 0 | 0 | - | 0 | 124 | 20 | 6.200 | 26 | -100% | -100% | - | -100% |
| NIGÉRIA / NIGERIA | 0 | 0 | - | 0 | 105 | 17 | 6.186 | 22 | -100% | -100% | - | -100% |
| SAO TOME E PRÍNCIPE / SAO TOME AND PRÍNCIPE | 0 | 0 | - | 0 | 212 | 38 | 5.547 | 50 | -100% | -100% | - | -100% |
| TOTAL | 2.249.628 | 588.397 | 3.823 | 764.082 | 1.637.039 | 536.926 | 3.049 | 697.250 | 37% | 10% | 25% | 10% |

* A variável TON Eq. C. (tonelada Equivalente carcaça é tonelada líquida multiplicada por 1,3.

Fonte: SECEX/MDIC

| Destinos/Destinations | IN NATURA FRESCA OU REFRIGERADA / FRESH OR CHILLED BEEF (0201.10.00 a 0202.30.00) | | | | | | | | | | | |
|--|---|---------------|--------------|-----------------|----------------|---------------|--------------|-----------------|-----------------|------------|------------|-----------------|
| | 2010 | | | | 2009 | | | | Δ % (2010x2009) | | | |
| | US\$ (000) | TON | US\$/Ton | Ton Eq.C. CWE * | US\$ (000) | TON | US\$/Ton | Ton Eq.C. CWE * | US\$ (000) | TON | US\$/Ton | Ton Eq.C. CWE * |
| LIBANO / LEBANON | 62.246 | 12.254 | 5.079 | 15.931 | 49.173 | 12.453 | 3.949 | 16.188 | 27% | -2% | 29% | -2% |
| PAISES BAIXOS (HOLANDA) / NETHERLANDS (DUTCH) | 36.655 | 4.151 | 8.831 | 5.396 | 23.156 | 2.859 | 8.099 | 3.717 | 58% | 45% | 9% | 45% |
| CHILE / CHILE | 29.413 | 6.733 | 4.369 | 8.753 | 3.321 | 929 | 3.576 | 1.207 | 786% | 625% | 22% | 625% |
| ARABIA SAUDITA/ SAUDI ARABIA | 25.184 | 5.536 | 4.549 | 7.197 | 18.454 | 5.143 | 3.588 | 6.678 | 36% | 8% | 27% | 8% |
| ITALIA / ITALY | 19.957 | 2.332 | 8.557 | 3.032 | 15.211 | 1.819 | 8.364 | 2.364 | 31% | 28% | 2% | 28% |
| ALEMANHA / GERMANY | 15.928 | 1.802 | 8.841 | 2.342 | 6.392 | 709 | 9.021 | 921 | 149% | 154% | -2% | 154% |
| JORDANIA / JORDAN | 14.921 | 3.605 | 4.140 | 4.686 | 14.662 | 4.035 | 3.634 | 5.245 | 2% | -11% | 14% | -11% |
| EMIRADOS ARABES / UNITED ARAB EMIRATES | 13.226 | 2.643 | 5.004 | 3.436 | 10.956 | 2.846 | 3.850 | 3.700 | 21% | -7% | 30% | -7% |
| SUECIA / SWEDEN | 7.925 | 764 | 10.369 | 994 | 3.507 | 348 | 10.087 | 452 | 126% | 120% | 3% | 120% |
| ESPAÑA / SPAIN | 7.496 | 1.047 | 7.156 | 1.362 | 4.107 | 664 | 6.185 | 863 | 83% | 58% | 16% | 58% |
| SUÍÇA / SWITZERLAND | 6.325 | 609 | 10.379 | 792 | 3.724 | 334 | 11.154 | 434 | 70% | 83% | -7% | 83% |
| VENEZUELA / VENEZUELA | 5.254 | 1.055 | 4.980 | 1.372 | 4.862 | 993 | 4.896 | 1.291 | 8% | 6% | 2% | 6% |
| ARGÉLIA / ALGERIA | 4.909 | 1.109 | 4.427 | 1.442 | 573 | 148 | 3.879 | 192 | 757% | 651% | 14% | 651% |
| FINLÂNDIA / FINLAND | 3.950 | 340 | 11.610 | 442 | 2.281 | 191 | 11.947 | 248 | 73% | 78% | -3% | 78% |
| SÍRIA, REPÚBLICA ARABE DA / SIRIA, ARAB REPUBLIC | 2.679 | 549 | 4.883 | 713 | 0 | 0 | 0 | 0 | - | - | - | - |
| REINO UNIDO / UNITED KINGDOM | 2.123 | 240 | 8.859 | 312 | 2.133 | 245 | 8.706 | 319 | 0% | -2% | 2% | -2% |
| PORTUGAL / PORTUGAL | 2.069 | 304 | 6.801 | 395 | 1.228 | 189 | 6.495 | 246 | 69% | 61% | 5% | 61% |
| FRANÇA / FRANCE | 1.583 | 241 | 6.566 | 313 | 1.093 | 172 | 6.342 | 224 | 45% | 40% | 4% | 40% |
| PERU / PERU | 1.549 | 263 | 5.891 | 342 | 1.394 | 305 | 4.569 | 396 | 11% | -14% | 29% | -14% |
| ANTILHAS HOLANDESES / NETHERLANDS ANTILLES | 1.141 | 212 | 5.381 | 276 | 1.644 | 453 | 3.632 | 588 | -31% | -53% | 48% | -53% |
| MACEDONIA / MACEDONIA | 599 | 143 | 4.202 | 185 | 211 | 65 | 3.221 | 85 | 184% | 118% | 30% | 118% |
| CATAR / QATAR | 576 | 113 | 5.106 | 147 | 177 | 45 | 3.969 | 58 | 226% | 153% | 29% | 153% |
| DINAMARCA / DENMARK | 537 | 49 | 10.868 | 64 | 1.377 | 129 | 10.689 | 167 | -61% | -62% | 2% | -62% |
| BAHREIN / BAHRAIN | 370 | 64 | 5.816 | 83 | 301 | 70 | 4.291 | 91 | 23% | -9% | 36% | -9% |
| CANARIAS, ILHAS / CANARY ISLANDS | 192 | 24 | 7.883 | 32 | 147 | 21 | 6.942 | 27 | 31% | 15% | 14% | 15% |
| CABO VERDE / CAPE VERDE | 180 | 36 | 5.002 | 47 | 115 | 24 | 4.745 | 31 | 57% | 49% | 5% | 49% |
| MALÁSIA / MALAYSIA | 155 | 23 | 6.756 | 30 | 144 | 35 | 4.096 | 46 | 8% | -34% | 65% | -34% |
| OMA / OMA | 140 | 29 | 4.879 | 37 | 210 | 51 | 4.084 | 67 | -33% | -44% | 19% | -44% |
| ARUBA / ARUBA | 139 | 24 | 5.907 | 31 | 0 | 0 | 0 | 0 | - | - | - | - |
| IRA / IRAN | 121 | 24 | 4.967 | 32 | 81 | 20 | 4.053 | 26 | 50% | 22% | 23% | 22% |
| IRLÂNDIA / IRELAND | 119 | 24 | 4.980 | 31 | 204 | 50 | 4.102 | 65 | -41% | -52% | 21% | -52% |
| HONG KONG / HONG KONG | 110 | 19 | 5.855 | 24 | 405 | 86 | 4.685 | 112 | -73% | -78% | 25% | -78% |
| RÚSSIA / RUSSIA | 105 | 20 | 5.213 | 26 | 52 | 13 | 3.959 | 17 | 100% | 52% | 32% | 52% |
| CHINA / CHINA | 39 | 7 | 6.013 | 8 | 98 | 23 | 4.285 | 30 | -60% | -71% | 40% | -71% |
| AFEGANISTÃO / AFGHANISTAN | 0 | 0 | - | 0 | 110 | 25 | 4.418 | 33 | -100% | -100% | - | -100% |
| ALBÂNIA / ALBANIA | 0 | 0 | - | 0 | 372 | 100 | 3.719 | 130 | -100% | -100% | - | -100% |
| ANGOLA / ANGOLA | 0 | 0 | - | 0 | 1.279 | 294 | 4.351 | 382 | -100% | -100% | - | -100% |
| COVITE / KUWAIT | 0 | 0 | - | 0 | 516 | 134 | 3.862 | 174 | -100% | -100% | - | -100% |
| EGITO / EGYPT | 0 | 0 | - | 0 | 50 | 25 | 2.000 | 33 | -100% | -100% | - | -100% |
| ESTADOS UNIDOS / UNITED STATES | 0 | 0 | - | 0 | 45 | 13 | 3.555 | 16 | -100% | -100% | - | -100% |
| FEROE, ILHAS / FAROESE, ISLANDS | 0 | 0 | - | 0 | 115 | 11 | 9.984 | 15 | -100% | -100% | - | -100% |
| ISRAEL / ISRAEL | 0 | 0 | - | 0 | 24 | 6 | 3.930 | 8 | -100% | -100% | - | -100% |
| MONTENEGRO / MONTENEGRO | 0 | 0 | - | 0 | 173 | 46 | 3.754 | 60 | -100% | -100% | - | -100% |
| URUGUAI / URUGUAY | 0 | 0 | - | 0 | 278 | 88 | 3.154 | 114 | -100% | -100% | - | -100% |
| TOTAL | 267.915 | 46.386 | 5.776 | 60.302 | 174.350 | 36.206 | 4.815 | 47.061 | 54% | 28% | 20% | 28% |

* A variável TON Eq. C. (tonelada Equivalente carcaça é tonelada líquida multiplicada por 1,3).

Fonte: SECEX/MDIC

| Destinos/Destinations | IN NATURA CONGELADA / FROZEN BEEF (0202.10.00 a 0202.30.00) | | | | | | | | Δ % (2010x2009) | | | |
|--|---|----------------|--------------|------------------|------------------|----------------|--------------|------------------|-----------------|-----------|------------|------------------|
| | 2010 | | | | 2009 | | | | | | | |
| | US\$ (000) | TON | US\$/Ton | Ton Eq. C. CWE * | US\$ (000) | TON | US\$/Ton | Ton Eq. C. CWE * | US\$ (000) | TON | US\$/Ton | Ton Eq. C. CWE * |
| RÚSSIA / RUSSIA | 554.660 | 166.838 | 3.325 | 216.713 | 516.053 | 195.893 | 2.634 | 254.620 | 7% | -15% | 26% | -15% |
| IRA / IRAN | 464.144 | 117.437 | 3.952 | 152.668 | 112.440 | 32.324 | 3.478 | 42.022 | 313% | 263% | 14% | 263% |
| EGITO / EGYPT | 238.145 | 67.141 | 3.547 | 87.283 | 147.685 | 54.691 | 2.700 | 71.098 | 61% | 23% | 31% | 23% |
| HONG KONG / HONG KONG | 175.381 | 50.980 | 3.440 | 66.040 | 174.697 | 56.592 | 3.087 | 73.506 | 0% | -10% | 11% | -10% |
| VENEZUELA / VENEZUELA | 99.303 | 22.149 | 4.483 | 28.794 | 77.339 | 19.148 | 4.039 | 24.893 | 28% | 16% | 11% | 16% |
| ISRAEL / ISRAEL | 75.231 | 18.366 | 4.096 | 23.875 | 48.722 | 16.574 | 2.940 | 21.546 | 54% | 11% | 39% | 11% |
| ARGÉLIA / ALGERIA | 72.929 | 23.156 | 3.149 | 30.103 | 103.654 | 38.493 | 2.693 | 50.041 | -30% | -40% | 17% | -40% |
| ARABIA SAUDITA / SAUDI ARABIA | 53.745 | 14.558 | 3.692 | 18.905 | 44.257 | 15.418 | 2.870 | 19.895 | 21% | -6% | 29% | -5% |
| ITALIA / ITALY | 51.911 | 7.124 | 7.287 | 9.261 | 34.038 | 4.948 | 6.879 | 6.432 | 53% | 44% | 6% | 44% |
| LIBIA / LIBYA | 31.690 | 9.668 | 3.278 | 12.568 | 25.127 | 8.513 | 2.952 | 11.067 | 26% | 14% | 11% | 14% |
| FILIPINAS / PHILIPPINES | 22.943 | 8.560 | 2.680 | 11.129 | 15.016 | 6.872 | 2.185 | 8.933 | 53% | 25% | 23% | 25% |
| EMIRADOS ARABES / UNITED ARAB EMIRATES | 15.310 | 2.958 | 5.175 | 3.832 | 13.242 | 3.559 | 3.720 | 4.616 | 16% | -17% | 39% | -17% |
| ÂNGOLA / ANGOLA | 15.249 | 4.147 | 3.677 | 5.035 | 18.499 | 5.978 | 3.094 | 7.350 | -18% | -31% | 19% | -32% |
| PAÍSES BAIXOS (HOLANDA) / NETHERLANDS (DUTCH) | 14.832 | 2.329 | 6.369 | 3.027 | 22.081 | 3.622 | 6.097 | 4.708 | -33% | -36% | 4% | -36% |
| CINGAPURA / SINGAPURA | 10.718 | 2.674 | 4.009 | 3.476 | 10.741 | 3.412 | 3.148 | 4.435 | 0% | -22% | 27% | -22% |
| COVEITE / KUWAIT | 8.991 | 2.322 | 3.872 | 3.016 | 6.744 | 2.050 | 3.289 | 2.665 | 33% | 13% | 18% | 13% |
| IRAQUE / IRAQ | 7.205 | 2.129 | 3.385 | 2.767 | 3.715 | 1.247 | 2.979 | 1.621 | 94% | 71% | 14% | 71% |
| JORDANIA / JORDAN | 7.056 | 2.369 | 2.978 | 3.080 | 5.514 | 2.296 | 2.402 | 2.985 | 28% | 3% | 24% | 3% |
| UCRÂNIA / UKRAINE | 5.478 | 2.113 | 2.592 | 2.747 | 3.583 | 1.460 | 2.455 | 1.897 | 53% | 45% | 6% | 45% |
| TUNÍSIA / TUNISIA | 5.292 | 1.185 | 4.465 | 1.541 | 2.052 | 655 | 3.135 | 851 | -21% | -53% | 69% | -53% |
| MACEDÓNIA / MACEDONIA | 4.204 | 1.539 | 2.731 | 2.001 | 6.185 | 2.442 | 2.533 | 3.175 | -32% | -37% | 8% | -37% |
| CATAR / QATAR | 3.968 | 581 | 6.833 | 753 | 2.662 | 655 | 4.062 | 848 | 49% | -11% | 68% | -11% |
| REINO UNIDO / UNITED KINGDOM | 3.681 | 869 | 4.236 | 1.130 | 2.595 | 906 | 2.863 | 1.171 | 42% | -4% | 48% | -4% |
| SÉRVIA / SERBIA | 2.560 | 1.200 | 2.134 | 1.560 | 2.193 | 933 | 2.350 | 1.213 | 17% | 29% | -9% | 29% |
| ALBÂNIA / ALBANIA | 2.415 | 797 | 3.030 | 1.036 | 3.984 | 1.375 | 2.897 | 1.788 | -39% | -42% | 5% | -42% |
| ESPAÑA / SPAIN | 2.134 | 453 | 4.710 | 589 | 4.746 | 1.374 | 3.454 | 1.786 | -55% | -67% | 36% | -67% |
| LIBANO / LEBANON | 2.119 | 605 | 3.503 | 786 | 2.926 | 1.050 | 2.786 | 1.366 | -28% | -42% | 26% | -42% |
| ARUBA / ARUBA | 1.900 | 428 | 4.434 | 555 | 878 | 279 | 3.145 | 359 | 116% | 54% | 41% | 55% |
| ALEMANHA / GERMANY | 1.726 | 269 | 6.427 | 349 | 1.157 | 225 | 5.150 | 292 | 49% | 20% | 25% | 20% |
| MONTENEGRO / MONTENEGRO | 1.699 | 644 | 2.639 | 837 | 3.997 | 1.429 | 2.798 | 1.857 | -58% | -55% | -6% | -55% |
| CHILE / CHILE | 1.678 | 388 | 4.327 | 504 | 262 | 71 | 3.688 | 92 | 541% | 446% | 17% | 446% |
| SUIÇA / SWITZERLAND | 1.611 | 356 | 4.526 | 463 | 1.269 | 389 | 3.263 | 506 | 27% | -8% | 39% | -8% |
| BAHREIN / BAHRAIN | 1.442 | 254 | 5.681 | 330 | 1.631 | 448 | 3.643 | 562 | -12% | -43% | 56% | -43% |
| VIETNAM / VIETNAM | 1.329 | 404 | 3.286 | 526 | 15.297 | 5.260 | 2.908 | 6.822 | -91% | -92% | 13% | -92% |
| MALÁSIA / MALAYSIA | 1.295 | 291 | 4.447 | 379 | 1.636 | 622 | 2.631 | 808 | -21% | -53% | 69% | -53% |
| AZERBAIJÃO / AZERBAIJAN | 1.107 | 200 | 5.531 | 260 | 359 | 98 | 3.672 | 127 | 208% | 105% | 51% | 105% |
| TURQUIA / TURKEY | 1.024 | 248 | 4.132 | 315 | 560 | 171 | 3.275 | 212 | 83% | 45% | 26% | 48% |
| ARMÊNIA / ARMENIA | 981 | 491 | 1.999 | 638 | 175 | 76 | 2.302 | 99 | 461% | 546% | -13% | 546% |
| GRÉCIA / GREECE | 970 | 235 | 4.131 | 305 | 856 | 230 | 3.720 | 299 | 13% | 2% | 11% | 2% |
| PORTUGAL / PORTUGAL | 844 | 133 | 6.332 | 173 | 500 | 101 | 4.952 | 131 | 69% | 32% | 28% | 32% |
| GEÓRGIA / GEORGIA | 821 | 419 | 1.960 | 545 | 451 | 150 | 3.006 | 195 | 82% | 179% | -35% | 179% |
| FRANÇA / FRANCE | 800 | 213 | 3.747 | 277 | 796 | 285 | 2.794 | 370 | 0% | -25% | 34% | -25% |
| DINAMARCA / DENMARK | 771 | 102 | 7.533 | 133 | 508 | 83 | 6.158 | 107 | 52% | 24% | 22% | 24% |
| CHINA / CHINA | 763 | 276 | 2.763 | 359 | 1.756 | 712 | 2.467 | 925 | -57% | -61% | 12% | -61% |
| ANTILHAS HOLANDESES / NETHERLANDS ANTILLES | 756 | 174 | 4.354 | 225 | 1.556 | 521 | 2.986 | 668 | -51% | -67% | 46% | -66% |
| CABO VERDE / CAPE VERDE | 689 | 134 | 5.162 | 174 | 695 | 152 | 4.585 | 197 | -1% | -12% | 13% | -12% |
| GUINE EQUATORIAL / EQUATORIAL GUINEA | 650 | 114 | 5.719 | 132 | 523 | 117 | 4.458 | 151 | 24% | -3% | 28% | -13% |
| GABÃO / GABON | 594 | 186 | 3.195 | 241 | 1.445 | 596 | 2.424 | 775 | -59% | -69% | 32% | -69% |
| BÉLGICA / BELGIUM | 572 | 88 | 6.497 | 115 | 358 | 54 | 6.561 | 71 | 60% | 62% | -1% | 62% |
| SENEGAL / SENEGAL | 422 | 156 | 2.707 | 203 | 965 | 306 | 3.151 | 398 | -56% | -49% | -14% | -49% |
| CROÁCIA / CROATIA | 402 | 100 | 4.035 | 129 | 1.745 | 857 | 2.035 | 1.115 | -77% | -88% | 98% | -88% |
| CAZAQUISTÃO / KAZAKHSTAN | 392 | 194 | 2.017 | 252 | 442 | 127 | 3.469 | 166 | -11% | 52% | -42% | 52% |
| CONGO / CONGO | 374 | 146 | 2.566 | 190 | 200 | 97 | 2.055 | 126 | 87% | 50% | 25% | 50% |
| SUECIA / SWEDEN | 366 | 37 | 9.915 | 48 | 34 | 13 | 2.650 | 17 | 968% | 185% | 274% | 185% |
| NORUEGA / NORWAY | 360 | 61 | 5.939 | 79 | 969 | 181 | 5.356 | 235 | -63% | -67% | 11% | -67% |
| IRLÂNDIA / IRELAND | 334 | 86 | 3.870 | 112 | 930 | 374 | 2.489 | 486 | -64% | -77% | 55% | -77% |
| PERU / PERU | 300 | 86 | 3.479 | 112 | 852 | 278 | 3.060 | 362 | -65% | -69% | 14% | -69% |
| CANARIAS, ILHAS / CANARY ISLANDS | 264 | 61 | 4.302 | 80 | 520 | 161 | 3.220 | 210 | -49% | -62% | 34% | -62% |
| SÍRIA, REPÚBLICA ARABE DA / SIRIA, ARAB REPUBLIC | 239 | 50 | 4.776 | 65 | 0 | 0 | 0 | 0 | - | - | - | - |
| COSTA DO MARFIM / IVORY COAST | 212 | 38 | 5.596 | 49 | 641 | 238 | 2.689 | 307 | -67% | -84% | 108% | -84% |
| OMÃ / OMA | 207 | 33 | 6.349 | 42 | 84 | 18 | 4.605 | 24 | 147% | 79% | 38% | 79% |
| EMEN / YEMEN | 201 | 35 | 5.653 | 46 | 102 | 25 | 4.149 | 32 | 97% | 45% | 36% | 43% |
| COMORES, ILHAS / COMOROS, ISLANDS | 198 | 68 | 2.910 | 89 | 272 | 88 | 3.106 | 114 | -27% | -22% | -6% | -22% |
| MOLDOVA, REP. / MOLDOVA, REP. | 186 | 54 | 3.450 | 70 | 269 | 57 | 4.740 | 74 | -31% | -5% | -27% | -5% |
| MAURÍCIO / MAURITIUS | 170 | 50 | 3.376 | 65 | 121 | 51 | 2.369 | 66 | 40% | -1% | 43% | -1% |
| LIBÉRIA / LIBERIA | 155 | 37 | 4.221 | 48 | 443 | 175 | 2.530 | 228 | -65% | -79% | 67% | -79% |
| SEICHELES / SEYCHELLES | 155 | 30 | 5.172 | 39 | 107 | 26 | 4.078 | 34 | 45% | 15% | 27% | 15% |
| BOSNIA-HERZEGOVINA / BOSNIA AND HERZEGOVINA | 151 | 90 | 1.684 | 117 | 3.566 | 1.975 | 1.805 | 2.568 | -96% | -95% | -7% | -95% |
| TANZÂNIA, REP. / TANZANIA, REP. | 149 | 24 | 6.184 | 31 | 0 | 0 | 0 | 0 | - | - | - | - |
| GUINE / GUINEA | 116 | 26 | 4.437 | 33 | 0 | 0 | 0 | 0 | - | - | - | - |
| CUBA / CUBA | 102 | 25 | 4.083 | 32 | 0 | 0 | 0 | 0 | - | - | - | - |
| TRINIDAD E TOBAGO / TRINIDAD AND TOBAGO | 94 | 25 | 3.700 | 33 | 0 | 0 | 0 | 0 | - | - | - | - |
| MARROCOS / MOROCCO | 93 | 25 | 3.700 | 33 | 0 | 0 | 0 | 0 | - | - | - | - |
| BERMUDAS / BERMUDA | 91 | 24 | 3.793 | 31 | 54 | 16 | 3.305 | 21 | 68% | 47% | 15% | 47% |
| MALDÍVAS / MALDIVES | 90 | 13 | 7.078 | 17 | 391 | 101 | 3.867 | 132 | -77% | -87% | 83% | -87% |
| BENIN / BENIN | 90 | 12 | 7.474 | 16 | 0 | 0 | 0 | 0 | - | - | - | - |
| TADJIQUISTÃO / TAJIKISTAN | 84 | 26 | 3.247 | 34 | 0 | 0 | 0 | 0 | - | - | - | - |
| DJIBUTI / DJIBOUTI | 84 | 13 | 6.550 | 16 | 14 | 3 | 4.170 | 4 | 501% | 283% | 57% | 262% |
| MALI / MALI | 72 | 11 | 6.584 | 14 | 44 | 12 | 3.629 | 16 | 66% | -8% | 81% | -8% |
| MAURITÂNIA / MAURITANIA | 68 | 25 | 2.700 | 33 | 60 | 25 | 2.400 | 33 | 13% | 0% | 12% | 0% |
| QUÊNIA / KENYA | 60 | 25 | 2.409 | 33 | 0 | 0 | 0 | 0 | - | - | - | - |
| PAQUISTÃO / PAKISTAN | 42 | 10 | 4.065 | 13 | 200 | 71 | 2.825 | 92 | -79% | -85% | 44% | -85% |
| HAITI / HAITI | 33 | 12 | 2.765 | 15 | 0 | 0 | 0 | 0 | - | - | - | - |
| CONGO, REP. DEM. / CONGO, REP. DEM. | 19 | 5 | 3.827 | 6 | 556 | 386 | 1.441 | 502 | -97% | -99% | 166% | -99% |
| SUDÃO / SUDAN | 12 | 2 | 5.955 | 3 | 0 | 0 | 0 | 0 | - | - | - | - |
| ESTADOS UNIDOS / UNITED STATES | 10 | 3 | 4.050 | 3 | 21 | 7 | 3.100 | 9 | -51% | -62% | 31% | -62% |
| URUGUAI / URUGUAY | 0 | 0 | 500 | 0 | 0 | 0 | 0 | 0 | - | - | - | - |
| AFEGANISTÃO / AFGHANISTAN | 0 | 0 | - | 0 | 1.104 | 247 | 4.464 | 322 | -100% | -100% | - | -100% |
| ÁFRICA DO SUL / SOUTH AFRICA | 0 | 0 | - | 0 | 66 | 51 | 1.289 | 67 | -100% | -100% | - | -100% |
| AUSTRÁLIA / AUSTRALIA | 0 | 0 | - | 0 | 59 | 25 | 2.376 | 33 | -100% | -100% | - | -100% |
| BELIZE / BELIZE | 0 | 0 | - | 0 | 72 | 25 | 2.883 | 33 | -100% | -100% | - | -100% |
| BRUNEI / BRUNEI | 0 | 0 | - | 0 | 16 | 25 | 655 | 25 | -100% | -100% | - | -100% |
| GRANADA / GRANADA | 0 | 0 | - | 0 | 53 | 24 | 2.200 | 32 | -100% | -100% | - | -100% |
| ISLÂNDIA / ICELAND | 0 | 0 | - | 0 | 119 | 26 | 4.513 | 34 | -100% | -100% | - | -100% |
| LITUÂNIA / LITHUANIA | 0 | 0 | - | 0 | 124 | 20 | 6.200 | 26 | -100% | -100% | - | -100% |
| NIGÉRIA / NIGERIA | 0 | 0 | - | 0 | 105 | 17 | 6.186 | 22 | -100% | -100% | - | -100% |
| SAO TOME E PRINCIPE / SAO TOME AND PRINCIPE | 0 | 0 | - | 0 | 212 | 38 | 5.547 | 50 | -100% | -100% | - | -100% |
| TOTAL | 1.981.713 | 542.011 | 3.656 | 703.780 | 1.462.689 | 500.719 | 2.921 | 650.190 | 35% | 8% | 25% | 8% |

* A variável TON Eq. C. (tonelada Equivalente carcaça é tonelada líquida multiplicada por 1,3.

INDUSTRIALIZADAS / PROCESSED BEEF (1602.50.00)

| Destinos/Destinations | 2010 | | | | 2009 | | | | A % (2010x2009) | | | |
|---|------------|--------|----------|---------------|------------|--------|----------|---------------|-----------------|-------|----------|---------------|
| | US\$ (000) | TON | US\$/Ton | Ton Eq.C. CWE | US\$ (000) | TON | US\$/Ton | Ton Eq.C. CWE | US\$ (000) | TON | US\$/Ton | Ton Eq.C. CWE |
| REINO UNIDO / UNITED KINGDOM | 90.489 | 25.215 | 3.589 | 63.036 | 91.727 | 26.580 | 3.451 | 66.449 | -1% | -5% | 4% | -5% |
| ESTADOS UNIDOS / UNITED STATES | 76.346 | 13.531 | 5.642 | 33.828 | 143.050 | 28.015 | 5.106 | 70.037 | -47% | -52% | 10% | -52% |
| ITALIA / ITALY | 30.466 | 4.244 | 7.179 | 10.610 | 25.912 | 4.612 | 5.618 | 11.531 | 18% | -8% | 28% | -8% |
| PAISES BAIXOS (HOLANDA) / NETHERLANDS (DUTCH) | 19.594 | 4.701 | 4.169 | 11.751 | 19.212 | 4.988 | 3.852 | 12.470 | 2% | -6% | 8% | -6% |
| BELGICA / BELGIUM | 11.714 | 2.956 | 3.963 | 7.390 | 7.749 | 2.010 | 3.856 | 5.024 | 51% | 47% | 3% | 47% |
| ALEMANHA / GERMANY | 10.184 | 2.154 | 4.728 | 5.385 | 12.869 | 2.745 | 4.689 | 6.861 | -21% | -22% | 1% | -22% |
| CANADA / CANADA | 7.711 | 2.243 | 3.441 | 5.602 | 4.823 | 1.545 | 3.122 | 3.862 | 60% | 45% | 10% | 45% |
| JAPAO / JAPAN | 7.342 | 2.081 | 3.525 | 5.207 | 10.319 | 2.904 | 3.554 | 7.260 | -29% | -28% | -1% | -28% |
| EGITO / EGYPT | 7.183 | 2.215 | 3.243 | 5.538 | 3.959 | 1.257 | 3.150 | 3.142 | 81% | 76% | 3% | 76% |
| FRANCA / FRANCE | 5.883 | 1.394 | 4.221 | 3.484 | 5.815 | 1.481 | 3.927 | 3.702 | 1% | -6% | 7% | -6% |
| SUECIA / SWEDEN | 5.686 | 1.505 | 3.779 | 3.762 | 4.680 | 1.291 | 3.625 | 3.228 | 21% | 17% | 4% | 17% |
| JAMAICA / JAMAICA | 5.425 | 1.701 | 3.190 | 4.252 | 6.117 | 1.821 | 3.360 | 4.552 | -11% | -7% | -5% | -7% |
| CHILE / CHILE | 4.769 | 1.225 | 3.892 | 3.063 | 648 | 227 | 2.856 | 567 | 636% | 440% | 36% | 440% |
| COVITE / KUWAIT | 3.985 | 1.180 | 3.377 | 2.950 | 2.963 | 979 | 3.027 | 2.447 | 35% | 21% | 12% | 21% |
| PORTO RICO / PUERTO RICO | 3.215 | 940 | 3.421 | 2.350 | 4.679 | 1.403 | 3.335 | 3.507 | -31% | -33% | 3% | -33% |
| TRINIDAD E TOBAGO / TRINIDAD AND TOBAGO | 2.830 | 996 | 2.840 | 2.491 | 1.930 | 627 | 3.077 | 1.568 | 47% | 59% | -8% | 59% |
| ISRAEL / ISRAEL | 2.412 | 830 | 2.906 | 2.075 | 2.232 | 816 | 2.736 | 2.040 | 8% | 2% | 6% | 2% |
| EMIRADOS ARABES / UNITED ARAB EMIRATES | 2.372 | 851 | 2.789 | 2.127 | 2.530 | 895 | 2.825 | 2.239 | -6% | -5% | -1% | -5% |
| GANA / GHANA | 2.372 | 783 | 3.030 | 1.957 | 1.341 | 465 | 2.884 | 1.163 | 77% | 68% | 5% | 68% |
| JORDANIA / JORDAN | 2.204 | 819 | 2.690 | 2.048 | 5.697 | 2.248 | 2.535 | 5.619 | -61% | -64% | 6% | -64% |
| IRLANDA / IRELAND | 1.895 | 328 | 5.779 | 820 | 4.759 | 833 | 5.713 | 2.082 | -60% | -61% | 1% | -61% |
| CUBA / CUBA | 1.862 | 973 | 1.913 | 2.434 | 248 | 118 | 2.103 | 295 | 649% | 724% | -9% | 724% |
| ARABIA SAUDITA / SAUDI ARABIA | 1.701 | 598 | 2.844 | 1.495 | 1.685 | 569 | 2.959 | 1.424 | 1% | 5% | -4% | 5% |
| LIBANO / LEBANON | 1.616 | 601 | 2.689 | 1.503 | 1.081 | 407 | 2.653 | 1.018 | 50% | 48% | 1% | 48% |
| FILIPINAS / PHILIPPINES | 1.335 | 447 | 2.986 | 1.117 | 1.163 | 384 | 3.030 | 960 | 15% | 16% | -1% | 16% |
| MALTA / MALTA | 1.263 | 402 | 3.142 | 1.005 | 422 | 141 | 2.999 | 352 | 199% | 186% | 5% | 186% |
| CONGO, REP. DEM. / CONGO, REP. DEM. | 1.260 | 473 | 2.667 | 1.181 | 506 | 230 | 2.197 | 575 | 149% | 105% | 21% | 105% |
| BAHAMAS / BAHAMAS | 1.117 | 406 | 2.750 | 1.016 | 778 | 254 | 3.060 | 636 | 44% | 60% | -10% | 60% |
| TANZANIA, REP. / TANZANIA, REP. | 1.073 | 393 | 2.730 | 982 | 56 | 20 | 2.825 | 50 | 1801% | 1867% | -3% | 1867% |
| AUSTRALIA / AUSTRALIA | 956 | 288 | 3.321 | 720 | 425 | 127 | 3.343 | 318 | 125% | 126% | -1% | 126% |
| GAMBIA / GAMBIA | 945 | 433 | 2.181 | 1.083 | 378 | 206 | 1.836 | 514 | 150% | 111% | 19% | 111% |
| CINGAPURA / SINGAPURA | 895 | 290 | 3.085 | 725 | 1.122 | 364 | 3.078 | 911 | -20% | -20% | 0% | -20% |
| BENIN / BENIN | 894 | 309 | 2.891 | 773 | 460 | 158 | 2.905 | 396 | 94% | 95% | 0% | 95% |
| TURCOMENISTAO / TURKMENISTAN | 769 | 365 | 2.106 | 913 | 278 | 104 | 2.662 | 261 | 177% | 250% | -21% | 250% |
| FINLANDIA / FINLAND | 696 | 173 | 4.014 | 433 | 613 | 167 | 3.660 | 419 | 14% | 4% | 10% | 4% |
| BARBADOS / BARBADOS | 683 | 235 | 2.910 | 586 | 1.162 | 383 | 3.033 | 958 | -41% | -39% | -4% | -39% |
| MAURICIO / MAURITIUS | 596 | 190 | 3.134 | 476 | 885 | 265 | 3.334 | 663 | -33% | -28% | -6% | -28% |
| OMA / OMA | 594 | 202 | 2.947 | 504 | 524 | 172 | 3.048 | 430 | 13% | 17% | -3% | 17% |
| CANARIAS, ILHAS / CANARY ISLANDS | 574 | 172 | 3.338 | 430 | 733 | 218 | 3.371 | 544 | -22% | -21% | -1% | -21% |
| SUIÇA / SWITZERLAND | 545 | 117 | 4.669 | 292 | 775 | 185 | 4.190 | 462 | -30% | -37% | 11% | -37% |
| ESPAHNA / SPAIN | 526 | 160 | 3.296 | 399 | 473 | 148 | 3.196 | 370 | 11% | 8% | 3% | 8% |
| CATAR / QATAR | 456 | 152 | 3.000 | 380 | 668 | 233 | 2.867 | 582 | -32% | -35% | 5% | -35% |
| PARAGUAI / PARAGUAY | 401 | 176 | 2.273 | 441 | 385 | 151 | 2.552 | 377 | 4% | 17% | -11% | 17% |
| GUINE / GUINEA | 360 | 175 | 2.065 | 436 | 155 | 79 | 1.966 | 197 | 133% | 122% | 5% | 122% |
| COREIA, REP.(SUL) / KOREA, REP. (SOUTH) | 321 | 151 | 2.125 | 378 | 506 | 272 | 1.859 | 680 | -36% | -44% | 14% | -44% |
| ARGELIA / ALGERIA | 318 | 102 | 3.131 | 254 | 384 | 123 | 3.115 | 308 | -17% | -18% | 1% | -18% |
| SURINAME / SURINAME | 306 | 111 | 2.752 | 278 | 319 | 111 | 2.871 | 278 | -4% | 0% | -4% | 0% |
| NIGERIA / NIGERIA | 283 | 84 | 3.371 | 210 | 0 | 0 | 0 | 0 | - | - | - | - |
| URUGUAI / URUGUAY | 254 | 89 | 2.866 | 221 | 242 | 86 | 2.798 | 216 | 5% | 3% | 2% | 3% |
| CONGO / CONGO | 245 | 87 | 2.797 | 219 | 68 | 34 | 2.040 | 84 | 258% | 161% | 37% | 161% |
| HONG KONG / HONG KONG | 242 | 103 | 2.344 | 258 | 506 | 215 | 2.360 | 536 | -52% | -52% | -1% | -52% |
| QUENIA / KENYA | 240 | 80 | 3.010 | 200 | 200 | 71 | 2.829 | 177 | 20% | 13% | 6% | 13% |
| SANTA LUCIA / SAINT LUCIA | 214 | 64 | 3.314 | 161 | 228 | 71 | 3.218 | 177 | -6% | -9% | 3% | -9% |
| ANGOLA / ANGOLA | 213 | 87 | 2.453 | 217 | 3.525 | 1.591 | 2.215 | 3.978 | -94% | -95% | 11% | -95% |
| NOVA ZELANDIA / NEW ZEALAND | 208 | 65 | 3.201 | 162 | 219 | 67 | 3.287 | 167 | -5% | -3% | -3% | -3% |
| ANTILHAS HOLANDEASAS / NETHERLANDS ANTILLES | 198 | 57 | 3.475 | 143 | 436 | 128 | 3.396 | 321 | -54% | -56% | 2% | -56% |
| RUSSIA / RUSSIA | 196 | 45 | 4.388 | 112 | 309 | 70 | 4.427 | 175 | -37% | -36% | -1% | -36% |
| GUAM / GUAM | 192 | 57 | 3.361 | 143 | 0 | 0 | 0 | 0 | - | - | - | - |
| GUIANA / GUYANA | 187 | 71 | 2.635 | 177 | 247 | 89 | 2.761 | 224 | -24% | -21% | -5% | -21% |
| BELIZE / BELIZE | 159 | 53 | 3.010 | 132 | 324 | 101 | 3.212 | 252 | -51% | -48% | -6% | -48% |
| ANTIGUA E BARBUDA / ANTIGUA AND BARBUDA | 155 | 50 | 3.091 | 125 | 270 | 85 | 3.160 | 214 | -43% | -41% | -2% | -41% |
| BOLIVIA / BOLIVIA | 146 | 63 | 2.311 | 158 | 42 | 21 | 1.964 | 53 | 248% | 196% | 18% | 196% |
| GRANADA / GRANADA | 146 | 52 | 2.777 | 131 | 97 | 37 | 2.615 | 93 | 50% | 41% | 6% | 41% |
| CHIPRE / CYPRUS | 146 | 46 | 3.144 | 116 | 121 | 39 | 3.111 | 97 | 21% | 19% | 1% | 19% |
| SAMOA / SAMOA | 143 | 51 | 2.808 | 127 | 49 | 16 | 3.061 | 40 | 190% | 216% | -8% | 216% |
| PORTUGAL / PORTUGAL | 121 | 43 | 2.836 | 106 | 20 | 4 | 5.245 | 9 | 512% | 1032% | -46% | 1032% |
| DOMINICA, ILHA DE / DOMINICA, THE ISLAND | 119 | 40 | 2.991 | 100 | 204 | 62 | 3.260 | 156 | -41% | -36% | -8% | -36% |
| ARUBA / ARUBA | 117 | 33 | 3.511 | 83 | 54 | 17 | 3.154 | 43 | 115% | 93% | 11% | 93% |
| GABAO / GABON | 115 | 48 | 2.400 | 120 | 53 | 19 | 2.783 | 48 | 115% | 150% | -14% | 150% |
| NORUEGA / NORWAY | 115 | 37 | 3.128 | 92 | 114 | 34 | 3.335 | 86 | 0% | 7% | -6% | 7% |
| BRUNEI / BRUNEI | 113 | 37 | 3.030 | 93 | 60 | 17 | 3.468 | 43 | 89% | 117% | -13% | 117% |
| SEYCHELLES / SEYCHELLES | 104 | 41 | 2.545 | 102 | 13 | 4 | 3.232 | 10 | 681% | 892% | -21% | 892% |
| AFRICA DO SUL / SOUTH AFRICA | 97 | 31 | 3.092 | 78 | 185 | 56 | 3.308 | 140 | -48% | -44% | -7% | -44% |
| CAYMAN, ILHAS / CAYMAN, ISLANDS | 92 | 28 | 3.283 | 70 | 51 | 15 | 3.286 | 38 | 81% | 81% | 0% | 81% |
| PANAMA / PANAMA | 88 | 33 | 2.666 | 82 | 164 | 52 | 3.134 | 131 | -47% | -37% | -15% | -37% |
| SAO VICENTE E GRANADINAS / SAINT VINCENT AND THE GRENADINES | 87 | 35 | 2.502 | 87 | 431 | 133 | 3.251 | 332 | -80% | -74% | -23% | -74% |
| BAHREIN / BAHRAIN | 82 | 25 | 3.264 | 63 | 154 | 47 | 3.274 | 117 | -47% | -46% | 0% | -46% |
| MAURITANIA / MAURITANIA | 74 | 19 | 3.866 | 48 | 0 | 0 | 0 | 0 | - | - | - | - |
| SENEGAL / SENEGAL | 68 | 35 | 1.954 | 86 | 134 | 75 | 1.779 | 189 | -50% | -54% | 10% | -54% |
| CAMAROOES / CAMEROON | 66 | 32 | 2.060 | 80 | 63 | 30 | 2.121 | 74 | 5% | 8% | -3% | 8% |
| COSTA DO MARFIM / IVORY COAST | 60 | 33 | 1.820 | 82 | 143 | 87 | 1.638 | 218 | -58% | -62% | 11% | -62% |
| GRECIA / GREECE | 55 | 13 | 4.353 | 32 | 55 | 17 | 3.239 | 42 | 1% | -25% | 34% | -25% |
| TURCAS E CAICOS, ILHAS / TURKS AND CAICOS, ISLANDS | 44 | 18 | 2.473 | 44 | 0 | 0 | 0 | 0 | - | - | - | - |
| MEXICO / MEXICO | 42 | 14 | 3.087 | 34 | 166 | 82 | 2.021 | 205 | -75% | -83% | 53% | -83% |
| IRAQUE / IRAQ | 42 | 17 | 2.437 | 43 | 399 | 168 | 2.374 | 420 | -89% | -90% | 3% | -90% |
| SAO TOME E PRINCIPE / SAO TOME AND PRINCIPE | 36 | 15 | 2.390 | 38 | 46 | 21 | 2.126 | 54 | -20% | -29% | 12% | -29% |
| LIBIA / LIBYA | 36 | 11 | 3.250 | 28 | 0 | 0 | 0 | 0 | - | - | - | - |
| CAPO VERDE / CAPE VERDE | 35 | 14 | 2.505 | 35 | 39 | 19 | 2.025 | 48 | -10% | -27% | 24% | -27% |
| SERRA LEAO / SIERRA LEONE | 29 | 14 | 1.992 | 36 | 0 | 0 | 2.604 | 0 | 7570% | 9929% | -24% | 9929% |
| HAITI / HAITI | 28 | 11 | 2.481 | 28 | 70 | 40 | 1.752 | 100 | -60% | -72% | 42% | -72% |
| PERU / PERU | 17 | 25 | 680 | 62 | 0 | 0 | 0 | 0 | - | - | - | - |
| SERVIA / SERBIA | 10 | 15 | 671 | 37 | 65 | 18 | 3.590 | 45 | -84% | -17% | -81% | -17% |
| GUINE EQUATORIAL / EQUATORIAL GUINEA | 8 | 3 | 2.729 | 8 | 11 | 5 | 2.118 | 13 | -23% | -40% | 29% | -40% |
| IEMEN / YEMEN | 8 | 2 | 3.381 | 6 | 23 | 7 | 3.429 | 17 | -65% | -65% | -1% | -65% |
| TOGO / TOGO | 6 | 1 | 3.845 | 4 | 159 | 56 | 2.825 | 141 | -97% | -97% | 36% | -97% |
| DJIBUTI / DJIBOUTI | 5 | 1 | 3.172 | 4 | 0 | 0 | 0 | 0 | - | - | - | - |
| MOCAMBIQUE / MOZAMBIQUE | 3 | 1 | 2.564 | 3 | 30 | 11 | 2.746 | 27 | -91% | -91% | -7% | -91% |
| LIBERIA / LIBERIA | 0 | 0 | 2.470 | 0 | 8 | 3 | 2.799 | 8 | -97% | -96% | -12% | -96% |
| AUSTRIA / AUSTRIA | 0 | 0 | - | 0 | 54 | 16 | 3.358 | 40 | -100% | -100% | - | -100% |
| BERMUDAS / BERMUDA | 0 | 0 | - | 0 | 53 | 15 | 3.398 | 39 | -100% | -100% | - | -100% |
| CAZAQUISTAO / KAZAKHSTAN | 0 | 0 | - | 0 | 41 | 17 | 2.344 | 43 | -100% | -100% | - | -100% |
| COMORES, ILHAS / COMOROS, ISLANDS | 0 | 0 | - | 0 | 3 | 1 | 3.086 | 3 | -100% | -100% | - | -100% |
| GEORGIA / GEORGIA | 0 | 0 | - | 0 | 40 | 17 | 2.279 | 43 | -100% | -100% | - | -100% |
| GUIANA FRANCESA / FRENCH GUYANA | 0 | 0 | - | 0 | 65 | 17 | 3.924 | 41 | -100% | -100% | - | -100% |
| KIRIBATI / KIRIBATI | 0 | 0 | - | 0 | 46 | 17 | 2.639 | 43 | -100% | -100% | - | -100% |
| MACEDONIA / MACEDONIA | 0 | 0 | - | 0 | 23 | 15 | 1.562 | 37 | -100% | -100% | - | -100% |
| MICRONESIA / MICRONESIA | 0 | 0 | - | 0 | 50 | 17 | 2.901 | 43</ | | | | |

| Destinos/Destinations | 2010 | | | | 2009 | | | | Δ % (2010x2009) | | | |
|---|----------------|---------------|--------------|---------------|----------------|---------------|--------------|---------------|-----------------|------------|------------|---------------|
| | US\$ (000) | TON | US\$/Ton | Ton Eq.C. CWE | US\$ (000) | TON | US\$/Ton | Ton Eq.C. CWE | US\$ (000) | TON | US\$/Ton | Ton Eq.C. CWE |
| HONG KONG / HONG KONG | 154.992 | 55.125 | 2.812 | 55.125 | 164.586 | 59.837 | 2.751 | 59.837 | -6% | -8% | 2% | -8% |
| RÚSSIA / RUSSIA | 24.599 | 5.264 | 4.673 | 5.264 | 26.294 | 4.006 | 6.564 | 4.006 | -6% | 31% | -29% | 31% |
| UCRANIA / UKRAINE | 14.069 | 3.413 | 4.122 | 3.413 | 12.288 | 2.253 | 5.455 | 2.253 | 14% | 52% | -24% | 52% |
| PERU / PERU | 7.192 | 4.746 | 1.515 | 4.746 | 3.297 | 3.027 | 1.089 | 3.027 | 118% | 57% | 39% | 57% |
| ANGOLA / ANGOLA | 6.437 | 2.147 | 2.998 | 2.147 | 10.468 | 2.937 | 3.563 | 2.937 | -39% | -27% | -16% | -27% |
| CAZAQUISTÃO / KAZAKHSTAN | 4.565 | 1.660 | 2.750 | 1.660 | 735 | 304 | 2.416 | 304 | 521% | 445% | 14% | 445% |
| EGITO / EGYPT | 3.907 | 2.567 | 1.522 | 2.567 | 6.481 | 4.600 | 1.409 | 4.600 | -40% | -44% | 8% | -44% |
| ITALIA / ITALY | 3.439 | 996 | 3.454 | 996 | 2.827 | 864 | 3.272 | 864 | 22% | 15% | 6% | 15% |
| COSTA DO MARFIM / IVORY COAST | 2.335 | 2.886 | 809 | 2.886 | 2.936 | 3.577 | 821 | 3.577 | -20% | -19% | -1% | -19% |
| ESPAÑA / SPAIN | 2.319 | 703 | 3.298 | 703 | 1.480 | 484 | 3.057 | 484 | 57% | 45% | 8% | 45% |
| ESTADOS UNIDOS / UNITED STATES | 1.943 | 396 | 4.906 | 396 | 4.462 | 571 | 7.810 | 571 | -56% | -31% | -37% | -31% |
| ISRAEL / ISRAEL | 1.912 | 860 | 2.224 | 860 | 1.346 | 830 | 1.622 | 830 | 42% | 4% | 37% | 4% |
| ALEMANHA / GERMANY | 1.691 | 322 | 5.250 | 322 | 909 | 202 | 4.498 | 202 | 86% | 59% | 17% | 59% |
| ARABIA SAUDITA / SAUDI ARABIA | 1.635 | 722 | 2.264 | 722 | 1.145 | 617 | 1.856 | 617 | 43% | 17% | 22% | 17% |
| MOLDOVA, REP. / MOLDOVA, REP. | 1.424 | 603 | 2.363 | 603 | 58 | 25 | 2.300 | 25 | 2376% | 2310% | 3% | 2310% |
| GEORGIA / GEORGIA | 1.245 | 310 | 4.013 | 310 | 1.171 | 207 | 5.661 | 207 | 6% | 50% | -29% | 50% |
| PAÍSES BAIXOS (HOLANDA) / NETHERLANDS (DUTCH) | 655 | 119 | 5.489 | 119 | 717 | 148 | 4.848 | 148 | -9% | -19% | 13% | -19% |
| LIBANO / LEBANON | 644 | 190 | 3.398 | 190 | 868 | 217 | 3.999 | 217 | -26% | -13% | -15% | -13% |
| ALBANIA / ALBANIA | 633 | 140 | 4.529 | 140 | 1.433 | 382 | 3.748 | 382 | -56% | -63% | 21% | -63% |
| EMIRADOS ARABES / UNITED ARAB EMIRATES | 602 | 231 | 2.612 | 231 | 706 | 314 | 2.247 | 314 | -15% | -27% | 16% | -27% |
| VIETNAM / VIETNAM | 565 | 212 | 2.669 | 212 | 3.224 | 1.232 | 2.616 | 1.232 | -82% | -83% | 2% | -83% |
| AFRICA DO SUL / SOUTH AFRICA | 562 | 124 | 4.537 | 124 | 954 | 184 | 5.191 | 184 | -41% | -33% | -13% | -33% |
| GABÃO / GABON | 494 | 541 | 914 | 541 | 206 | 123 | 1.669 | 123 | 140% | 338% | -45% | 338% |
| ESTONIA / ESTONIA | 415 | 80 | 5.187 | 80 | 220 | 40 | 5.554 | 40 | 89% | 102% | -7% | 102% |
| COVEITE / KUWAIT | 374 | 168 | 2.232 | 168 | 170 | 108 | 1.567 | 108 | 121% | 55% | 42% | 55% |
| PAQUISTÃO / PAKISTAN | 333 | 76 | 4.373 | 76 | 501 | 105 | 4.769 | 105 | -34% | -28% | -8% | -28% |
| SERVIA / SERBIA | 326 | 105 | 3.111 | 105 | 210 | 91 | 2.300 | 91 | 55% | 15% | 35% | 15% |
| SUÍÇA / SWITZERLAND | 309 | 60 | 5.154 | 60 | 170 | 24 | 7.229 | 24 | 82% | 155% | -29% | 155% |
| AZERBAIJÃO / AZERBAIJAN | 289 | 115 | 2.522 | 115 | 0 | 0 | - | 0 | - | - | - | - |
| PORTUGAL / PORTUGAL | 252 | 91 | 2.761 | 91 | 236 | 96 | 2.450 | 96 | 7% | -5% | 13% | -5% |
| FRANÇA / FRANCE | 186 | 41 | 4.552 | 41 | 478 | 103 | 4.638 | 103 | -61% | -60% | -2% | -60% |
| IRA / IRAN | 152 | 50 | 3.037 | 50 | 0 | 0 | - | 0 | - | - | - | - |
| CATAR / QATAR | 138 | 51 | 2.732 | 51 | 146 | 57 | 2.576 | 57 | -5% | -11% | 6% | -11% |
| BOSNIA-HERZEGOVINA / BOSNIA AND HERZEGOVINA | 116 | 35 | 3.353 | 35 | 438 | 171 | 2.559 | 171 | -73% | -80% | 31% | -80% |
| ANTILHAS HOLANDESAS / NETHERLANDS ANTILLES | 113 | 39 | 2.901 | 39 | 120 | 64 | 1.861 | 64 | -6% | -39% | 56% | -39% |
| ARMÊNIA / ARMENIA | 108 | 78 | 1.377 | 78 | 62 | 52 | 1.200 | 52 | 73% | 51% | 15% | 51% |
| REINO UNIDO / UNITED KINGDOM | 81 | 20 | 3.995 | 20 | 0 | 0 | - | 0 | - | - | - | - |
| POLÓNIA / POLAND | 50 | 20 | 2.463 | 20 | 0 | 0 | - | 0 | - | - | - | - |
| ARUBA / ARUBA | 49 | 18 | 2.680 | 18 | 113 | 44 | 2.559 | 44 | -57% | -59% | 5% | -59% |
| CONGO / CONGO | 47 | 77 | 617 | 77 | 57 | 76 | 745 | 76 | -16% | 1% | -17% | 1% |
| MEXICO / MEXICO | 40 | 2 | 17.391 | 2 | 0 | 0 | - | 0 | - | - | - | - |
| MONTENEGRO / MONTENEGRO | 38 | 28 | 1.373 | 28 | 343 | 254 | 1.353 | 254 | -89% | -89% | 1% | -89% |
| OMA / OMA | 38 | 12 | 3.075 | 12 | 21 | 8 | 2.619 | 8 | 78% | 52% | 17% | 52% |
| BAHREIN / BAHRAIN | 35 | 11 | 3.170 | 11 | 19 | 7 | 2.774 | 7 | 81% | 58% | 14% | 58% |
| JAPÃO / JAPAN | 35 | 12 | 2.913 | 12 | 96 | 25 | 3.848 | 25 | -64% | -52% | -24% | -52% |
| MACEDÓNIA / MACEDONIA | 33 | 25 | 1.315 | 25 | 349 | 160 | 2.176 | 160 | -91% | -84% | -40% | -84% |
| JORDÂNIA / JORDAN | 32 | 25 | 1.270 | 25 | 22 | 25 | 902 | 25 | 42% | 1% | 41% | 1% |
| GUINE EQUATORIAL / EQUATORIAL GUINEA | 31 | 13 | 2.342 | 13 | 23 | 10 | 2.403 | 10 | 34% | 37% | -3% | 37% |
| LIBÉRIA / LIBERIA | 22 | 26 | 840 | 26 | 0 | 0 | 898 | 0 | 18899% | 20203% | -6% | 20203% |
| CONGO, REP. DEM./ CONGO, REP. DEM. | 21 | 26 | 803 | 26 | 51 | 68 | 749 | 68 | -59% | -62% | 7% | -62% |
| CABO VERDE / CAPE VERDE | 15 | 7 | 2.121 | 7 | 6 | 4 | 1.461 | 4 | 162% | 80% | 45% | 80% |
| CANADA / CANADA | 13 | 0 | 35.507 | 0 | 0 | 0 | - | 0 | - | - | - | - |
| TURQUIA / TURKEY | 10 | 6 | 1.757 | 6 | 9 | 6 | 1.663 | 6 | 8% | 2% | 6% | 2% |
| COMORES, ILHAS / COMOROS, ISLANDS | 4 | 4 | 953 | 4 | 0 | 0 | - | 0 | - | - | - | - |
| URUGUAI / URUGUAY | 3 | 0 | 8.416 | 0 | 1 | 0 | 7.225 | 0 | 435% | 360% | 16% | 360% |
| HAITI / HAITI | 0 | 0 | 1.597 | 0 | 0 | 0 | - | 0 | - | - | - | - |
| BELARUS / BELARUS | 0 | 0 | - | 0 | 123 | 50 | 2.468 | 50 | -100% | -100% | - | -100% |
| BELGICA / BELGIUM | 0 | 0 | - | 0 | 59 | 20 | 2.872 | 20 | -100% | -100% | - | -100% |
| BERMUDAS / BERMUDA | 0 | 0 | - | 0 | 21 | 12 | 1.820 | 12 | -100% | -100% | - | -100% |
| CHINA / CHINA | 0 | 0 | - | 0 | 61 | 25 | 2.455 | 25 | -100% | -100% | - | -100% |
| CROÁCIA / CROATIA | 0 | 0 | - | 0 | 42 | 25 | 1.682 | 25 | -100% | -100% | - | -100% |
| DINAMARCA / DENMARK | 0 | 0 | - | 0 | 21 | 25 | 850 | 25 | -100% | -100% | - | -100% |
| GANÁ / GHANA | 0 | 0 | - | 0 | 45 | 14 | 3.195 | 14 | -100% | -100% | - | -100% |
| GRANADA / GRANADA | 0 | 0 | - | 0 | 5 | 2 | 2.701 | 2 | -100% | -100% | - | -100% |
| IEMEN / YEMEN | 0 | 0 | - | 0 | 1 | 1 | 1.359 | 1 | -100% | -100% | - | -100% |
| IRAQUE / IRAQ | 0 | 0 | - | 0 | 30 | 26 | 1.169 | 26 | -100% | -100% | - | -100% |
| LETONIA / LATVIA | 0 | 0 | - | 0 | 63 | 26 | 2.427 | 26 | -100% | -100% | - | -100% |
| LIBIA / LIBYA | 0 | 0 | - | 0 | 74 | 42 | 1.747 | 42 | -100% | -100% | - | -100% |
| NAMÍBIA / NAMIBIA | 0 | 0 | - | 0 | 104 | 21 | 4.929 | 21 | -100% | -100% | - | -100% |
| SENEGAL / SENEGAL | 0 | 0 | - | 0 | 19 | 26 | 760 | 26 | -100% | -100% | - | -100% |
| SUECIA / SWEDEN | 0 | 0 | - | 0 | 86 | 51 | 1.691 | 51 | -100% | -100% | - | -100% |
| VENEZUELA / VENEZUELA | 0 | 0 | - | 0 | 60 | 19 | 3.119 | 19 | -100% | -100% | - | -100% |
| TOTAL | 241.568 | 85.598 | 2.822 | 85.598 | 253.265 | 88.924 | 2.848 | 88.924 | -5% | -4% | -1% | -4% |

TOTAL POR PAIS / TOTAL BY COUNTRY

| Destinos/Destinations | 2010 | | | | 2009 | | | | Δ % (2010x2009) | | | |
|--|------------|---------|----------|---------------|------------|---------|----------|---------------|-----------------|-------|----------|---------------|
| | US\$ (000) | TON | US\$/Ton | Ton Eq.C. CWE | US\$ (000) | TON | US\$/Ton | Ton Eq.C. CWE | US\$ (000) | TON | US\$/Ton | Ton Eq.C. CWE |
| RUSSIA / RUSSIA | 579.561 | 172.167 | 3.366 | 222.116 | 542.708 | 199.982 | 2.714 | 258.818 | 7% | -14% | 24% | -14% |
| IRA / IRAN | 464.417 | 117.511 | 3.952 | 152.750 | 112.520 | 32.344 | 3.479 | 42.047 | 313% | 263% | 14% | 263% |
| HONG KONG / HONG KONG | 330.724 | 106.227 | 3.113 | 121.447 | 340.194 | 116.730 | 2.914 | 133.991 | -3% | -9% | 7% | -9% |
| EGITO / EGYPT | 249.234 | 71.923 | 3.465 | 95.388 | 158.176 | 60.573 | 2.611 | 78.872 | 58% | 19% | 33% | 21% |
| ITALIA / ITALY | 105.773 | 14.695 | 7.198 | 23.898 | 77.987 | 12.243 | 6.370 | 21.191 | 36% | 20% | 13% | 13% |
| VENEZUELA / VENEZUELA | 104.557 | 23.204 | 4.506 | 30.166 | 82.261 | 20.161 | 4.080 | 26.203 | 27% | 15% | 10% | 15% |
| REINO UNIDO / UNITED KINGDOM | 96.374 | 26.344 | 3.658 | 64.498 | 96.455 | 27.731 | 3.478 | 67.939 | 0% | -5% | 5% | -5% |
| ARABIA SAUDITA / SAUDI ARABIA | 82.265 | 21.414 | 3.842 | 28.319 | 65.541 | 21.747 | 3.014 | 28.614 | 26% | -2% | 27% | -1% |
| ISRAEL / ISRAEL | 79.556 | 20.055 | 3.967 | 26.810 | 52.324 | 18.226 | 2.871 | 24.424 | 52% | 10% | 38% | 10% |
| ESTADOS UNIDOS / UNITED STATES | 78.299 | 13.930 | 5.621 | 34.228 | 147.577 | 28.606 | 5.159 | 70.634 | -47% | -51% | 9% | -52% |
| ARGELIA / ALGERIA | 78.156 | 24.367 | 3.207 | 31.799 | 104.610 | 38.764 | 2.699 | 50.541 | -25% | -37% | 19% | -37% |
| PAISES BAIXOS (HOLANDA) / NETHERLANDS (DUTCH) | 71.736 | 11.299 | 6.349 | 20.294 | 65.166 | 11.617 | 5.610 | 21.043 | 10% | -3% | 13% | -4% |
| LIBANO / LEBANON | 66.625 | 13.650 | 4.881 | 18.410 | 54.047 | 14.127 | 3.826 | 18.789 | 23% | -3% | 28% | -2% |
| CHILE / CHILE | 35.859 | 8.346 | 4.297 | 12.320 | 4.230 | 1.226 | 3.449 | 1.866 | 748% | 581% | 25% | 560% |
| LIBIA / LIBYA | 31.726 | 9.679 | 3.278 | 12.596 | 25.201 | 8.556 | 2.946 | 11.110 | 26% | 13% | 11% | 13% |
| EMIRADOS ARABES / UNITED ARAB EMIRATES | 31.510 | 6.682 | 4.715 | 9.625 | 27.435 | 7.615 | 3.603 | 10.869 | 15% | -12% | 31% | -11% |
| ALEMANHA / GERMANY | 29.529 | 4.546 | 6.495 | 8.398 | 21.327 | 3.880 | 5.497 | 8.277 | 38% | 17% | 18% | 1% |
| FILIPINAS / PHILIPPINES | 24.278 | 9.007 | 2.695 | 12.246 | 16.179 | 7.256 | 2.230 | 9.893 | 50% | 24% | 21% | 24% |
| JORDANIA / JORDAN | 24.213 | 6.818 | 3.551 | 9.839 | 25.895 | 8.603 | 3.010 | 13.874 | -6% | -21% | 18% | -29% |
| ANGOLA / ANGOLA | 21.899 | 6.382 | 3.432 | 7.399 | 33.770 | 10.801 | 3.127 | 14.648 | -35% | -41% | 10% | -49% |
| UCRANIA / UKRAINE | 19.546 | 5.526 | 3.537 | 6.160 | 15.871 | 3.712 | 4.275 | 4.150 | 23% | 49% | -17% | 48% |
| SUECIA / SWEDEN | 13.978 | 2.306 | 6.061 | 4.804 | 8.308 | 1.703 | 4.879 | 3.747 | 68% | 35% | 24% | 28% |
| COVITEE / KUWAIT | 13.350 | 3.670 | 3.638 | 6.134 | 10.392 | 3.271 | 3.177 | 5.394 | 28% | 12% | 14% | 14% |
| ESPAÑA / SPAIN | 12.475 | 2.363 | 5.278 | 3.053 | 10.806 | 2.670 | 4.047 | 3.504 | 15% | -11% | 30% | -13% |
| BELGICA / BELGIUM | 12.286 | 3.044 | 4.036 | 7.505 | 8.165 | 2.085 | 3.917 | 5.116 | 50% | 46% | 3% | 47% |
| CINGAPURA / SINGAPURA | 11.613 | 2.964 | 3.918 | 4.201 | 11.862 | 3.776 | 3.141 | 5.347 | -2% | -22% | 25% | -21% |
| PERU / PERU | 9.058 | 5.120 | 1.769 | 5.262 | 5.542 | 3.610 | 1.535 | 3.785 | 63% | 42% | 15% | 39% |
| SUIÇA / SWITZERLAND | 8.791 | 1.142 | 7.696 | 1.607 | 5.937 | 931 | 6.377 | 1.425 | 48% | 23% | 21% | 13% |
| FRANCA / FRANCE | 8.452 | 1.889 | 4.474 | 4.116 | 8.181 | 2.041 | 4.009 | 4.399 | 3% | -7% | 12% | -6% |
| CANADA / CANADA | 7.724 | 2.241 | 3.446 | 5.603 | 4.823 | 1.545 | 3.122 | 3.862 | 60% | 45% | 10% | 45% |
| JAPAO / JAPAN | 7.377 | 2.095 | 3.522 | 5.219 | 10.416 | 2.929 | 3.556 | 7.285 | -29% | -28% | -1% | -28% |
| IRAQUE / IRAQ | 7.247 | 2.146 | 3.377 | 2.810 | 4.145 | 1.441 | 2.876 | 2.068 | 75% | 49% | 17% | 36% |
| JAMAICA / JAMAICA | 5.425 | 1.701 | 3.190 | 4.252 | 6.117 | 1.821 | 3.360 | 4.552 | -11% | -7% | -5% | -7% |
| TUNISIA / TUNISIA | 5.292 | 1.185 | 4.465 | 1.541 | 2.052 | 655 | 3.135 | 851 | 158% | 81% | 42% | 81% |
| CATAR / QATAR | 5.138 | 896 | 5.733 | 1.331 | 3.652 | 989 | 3.692 | 1.545 | 41% | -9% | 55% | -14% |
| CAZAQUISTAO / KAZAKHSTAN | 4.957 | 1.854 | 2.673 | 1.912 | 1.218 | 449 | 2.712 | 513 | 307% | 313% | -1% | 272% |
| MACEDONIA / MACEDONIA | 4.836 | 1.707 | 2.833 | 2.211 | 6.768 | 2.683 | 2.523 | 3.457 | -29% | -36% | 12% | -36% |
| FINLANDIA / FINLAND | 4.645 | 514 | 9.046 | 876 | 2.894 | 358 | 8.075 | 667 | 61% | 43% | 12% | 31% |
| PORTUGAL / PORTUGAL | 3.285 | 571 | 5.752 | 766 | 1.983 | 390 | 5.085 | 463 | 66% | 46% | 13% | 59% |
| PORTO RICO / PUERTO RICO | 3.215 | 940 | 3.421 | 2.350 | 4.679 | 1.403 | 3.335 | 3.507 | -31% | -33% | 3% | -33% |
| ALBANIA / ALBANIA | 3.048 | 937 | 3.254 | 1.176 | 5.789 | 1.858 | 3.116 | 2.300 | -47% | -50% | 4% | -49% |
| TRINIDAD E TOBAGO / TRINIDAD AND TOBAGO | 2.924 | 1.022 | 2.861 | 2.524 | 1.930 | 627 | 3.077 | 1.568 | 52% | 63% | -7% | 61% |
| SIRIA, REPUBLICA ARABE DA / SIRIA, ARAB REPUBLIC | 2.918 | 599 | 4.874 | 778 | 0 | 0 | 0 | 0 | - | - | - | - |
| SERVIA / SERBIA | 2.896 | 1.319 | 2.195 | 1.702 | 2.468 | 1.043 | 2.367 | 1.350 | 17% | 27% | -7% | 26% |
| COSTA DO MARFIM / IVORY COAST | 2.608 | 2.957 | 882 | 3.017 | 3.720 | 3.903 | 953 | 4.103 | -30% | -24% | -7% | -26% |
| GHANA / GHANA | 2.372 | 783 | 3.030 | 1.957 | 1.386 | 479 | 2.893 | 1.177 | 71% | 63% | 5% | 66% |
| IRLANDA / IRELAND | 2.349 | 438 | 5.359 | 963 | 5.893 | 1.256 | 4.691 | 2.633 | -60% | -65% | 14% | -63% |
| ANTILHAS HOLANDESAS / NETHERLANDS ANTILLES | 2.208 | 482 | 4.584 | 683 | 3.755 | 1.166 | 3.220 | 1.642 | -41% | -59% | 42% | -58% |
| ARUBA / ARUBA | 2.204 | 503 | 4.378 | 687 | 1.045 | 340 | 3.070 | 446 | 111% | 48% | 43% | 54% |
| GEORGIA / GEORGIA | 2.066 | 729 | 2.833 | 855 | 1.662 | 374 | 4.439 | 445 | 24% | 95% | -36% | 92% |
| CUBA / CUBA | 1.964 | 1.964 | 1.967 | 2.466 | 248 | 118 | 2.103 | 295 | 690% | 745% | -6% | 735% |
| BAHREIN / BAHRAIN | 1.929 | 354 | 5.455 | 487 | 2.105 | 572 | 3.681 | 798 | -8% | -38% | 48% | -39% |
| VIETNAM / VIETNAM | 1.893 | 616 | 3.074 | 737 | 18.534 | 6.495 | 2.853 | 8.063 | -90% | -91% | 8% | -91% |
| MONTENEGRO / MONTENEGRO | 1.737 | 672 | 2.586 | 865 | 4.513 | 1.728 | 2.611 | 2.171 | -62% | -61% | -1% | -60% |
| MOLDOVA, REP. / MOLDOVA, REP. | 1.611 | 657 | 2.452 | 673 | 326 | 82 | 3.993 | 99 | 394% | 704% | -39% | 582% |
| MALASIA / MALAYSIA | 1.450 | 314 | 4.616 | 408 | 1.780 | 657 | 2.709 | 854 | -19% | -52% | 70% | -52% |
| AZERBAIJAO / AZERBAIJAN | 1.396 | 315 | 4.435 | 375 | 359 | 98 | 3.672 | 127 | 288% | 222% | 21% | 195% |
| DINAMARCA / DENMARK | 1.309 | 152 | 8.619 | 197 | 1.906 | 236 | 8.065 | 300 | -31% | -36% | 7% | -34% |
| CONGO, REP. DEM. / CONGO, REP. DEM. | 1.300 | 503 | 2.582 | 1.214 | 1.113 | 684 | 1.627 | 1.145 | 17% | -26% | 59% | 6% |
| MALTA / MALTA | 1.263 | 402 | 3.142 | 1.005 | 422 | 141 | 2.999 | 352 | 199% | 186% | 5% | 186% |
| TANZANIA, REP. / TANZANIA, REP. | 1.221 | 417 | 2.929 | 1.014 | 56 | 20 | 2.825 | 50 | 2064% | 1987% | 4% | 1930% |
| GABAO / GABON | 1.203 | 774 | 1.553 | 902 | 1.705 | 739 | 2.307 | 946 | -29% | 5% | -33% | -5% |
| BAHAMAS / BAHAMAS | 1.117 | 406 | 2.750 | 1.016 | 778 | 254 | 3.060 | 636 | 44% | 60% | -10% | 60% |
| ARMENIA / ARMENIA | 1.089 | 569 | 1.913 | 716 | 237 | 128 | 1.854 | 151 | 359% | 345% | 3% | 375% |
| TURQUIA / TURKEY | 1.034 | 254 | 4.079 | 320 | 627 | 194 | 3.239 | 261 | 65% | 31% | 26% | 23% |
| CANARIAS, ILHAS / CANARY ISLANDS | 1.031 | 258 | 3.997 | 542 | 1.400 | 400 | 3.499 | 781 | -26% | -36% | 14% | -31% |
| GRECIA / GREECE | 1.025 | 248 | 4.142 | 337 | 910 | 247 | 3.687 | 341 | 13% | 0% | 12% | -1% |
| BENIN / BENIN | 983 | 321 | 3.063 | 788 | 460 | 158 | 2.905 | 396 | 114% | 103% | 5% | 99% |
| OMA / OMA | 979 | 275 | 3.558 | 596 | 839 | 250 | 3.361 | 528 | 17% | 10% | 6% | 13% |
| AUSTRALIA / AUSTRALIA | 956 | 288 | 3.321 | 720 | 485 | 152 | 3.184 | 351 | 97% | 89% | 4% | 105% |
| GAMBIA / GAMBIA | 945 | 433 | 2.181 | 1.083 | 378 | 206 | 1.836 | 514 | 150% | 111% | 19% | 111% |
| CAPO VERDE / CAPE VERDE | 919 | 280 | 4.826 | 262 | 854 | 199 | 4.296 | 280 | 8% | -4% | 12% | -6% |
| CHINA / CHINA | 802 | 283 | 2.838 | 368 | 1.915 | 760 | 2.522 | 980 | -58% | -63% | 13% | -62% |
| TURCOMENISTAO / TURKMENISTAN | 769 | 365 | 2.106 | 913 | 278 | 104 | 2.662 | 261 | 177% | 250% | -21% | 250% |
| MAURICIO / MAURITIUS | 766 | 240 | 3.184 | 541 | 1.005 | 316 | 3.178 | 730 | -24% | -24% | 0% | -26% |
| GUINE EQUATORIAL / EQUATORIAL GUINEA | 689 | 130 | 5.302 | 153 | 557 | 132 | 4.216 | 174 | 24% | -2% | 26% | -12% |
| BARBADOS / BARBADOS | 683 | 235 | 2.910 | 586 | 1.162 | 383 | 3.033 | 958 | -41% | -39% | -4% | -39% |
| CONGO / CONGO | 666 | 310 | 2.148 | 485 | 325 | 207 | 1.571 | 286 | 105% | 50% | 37% | 70% |
| AFRICA DO SUL / SOUTH AFRICA | 659 | 155 | 4.245 | 202 | 1.205 | 291 | 4.139 | 391 | -45% | -47% | 3% | -48% |
| SENEGAL / SENEGAL | 490 | 190 | 2.571 | 289 | 1.119 | 407 | 2.747 | 612 | -56% | -53% | -6% | -53% |
| GUINE / GUINEA | 476 | 201 | 2.374 | 470 | 155 | 79 | 1.966 | 197 | 208% | 155% | 21% | 139% |
| NORUEGA / NORWAY | 475 | 97 | 4.878 | 171 | 1.084 | 215 | 5.034 | 321 | -56% | -55% | -3% | -47% |
| ESTONIA / ESTONIA | 415 | 80 | 5.187 | 80 | 220 | 40 | 5.554 | 40 | 89% | 102% | -7% | 102% |
| ROACIA / CROATIA | 402 | 100 | 4.035 | 129 | 1.787 | 882 | 2.025 | 1.140 | -78% | -89% | 99% | -89% |
| PARAGUAI / PARAGUAY | 401 | 176 | 2.273 | 441 | 385 | 151 | 2.552 | 377 | 4% | 17% | -11% | 17% |
| PAQUISTAO / PAKISTAN | 375 | 86 | 4.336 | 90 | 701 | 176 | 3.987 | 197 | -47% | -51% | 9% | -55% |
| COREIA, REP. (SUL) / KOREA, REP. (SOUTH) | 321 | 151 | 2.125 | 378 | 506 | 272 | 1.859 | 680 | -36% | -44% | 14% | -44% |
| SURINAME / SURINAME | 306 | 111 | 2.752 | 278 | 319 | 111 | 2.871 | 278 | -4% | 0% | -4% | 0% |
| QUENIA / KENYA | 301 | 105 | 2.867 | 232 | 200 | 71 | 2.829 | 177 | 50% | 48% | 1% | 31% |
| NIGERIA / NIGERIA | 283 | 84 | 3.371 | 210 | 105 | 17 | 6.186 | 22 | 169% | 394% | -46% | 851% |
| BOSNIA-HERZEGOVINA / BOSNIA AND HERZEGOVINA | 267 | 125 | 2.148 | 152 | 4.003 | 2.146 | 1.865 | 2.739 | -93% | -94% | 15% | -94% |
| SEYCHELLES / SEYCHELLES | 258 | 71 | 3.657 | 141 | 120 | 30 | 3.963 | 44 | 116% | 134% | -8% | 218% |
| URUGUAI / URUGUAY | 257 | 89 | 2.891 | 222 | 520 | 175 | 2.980 | 330 | -51% | -49% | -3% | -33% |
| SANTA LUCIA / SAINT LUCIA | 214 | 64 | 3.314 | 161 | 228 | 71 | 3.218 | 177 | -6% | -9% | 3% | -9% |
| IEMEN / YEMEN | 208 | 38 | 5.513 | 52 | 125 | 32 | 3.947 | 49 | 66% | 19% | 40% | 5% |
| NOVA ZELANDIA / NEW ZEALAND | 208 | 65 | 3.201 | 162 | 219 | 67 | 3.287 | 167 | -5% | -3% | -3% | -3% |
| COMORES, ILHAS / COMOROS, ISLANDS | 202 | 73 | 2.791 | 93 | 275 | 89 | 3.106 | 117 | -27% | -18% | -10% | -20% |
| GUAM / GUAM | 192 | 57 | 3.361 | 143 | 0 | 0 | 0 | 0 | - | - | - | - |
| GUIANA / GUYANA | 187 | 71 | 2.635 | 177 | 247 | 89 | 2.761 | 224 | -24% | -21% | -5% | -21% |
| LIBERIA / LIBERIA | 177 | 63 | 2.82 | | | | | | | | | |

| TOTAL POR PAIS / TOTAL BY COUNTRY | | | | | | | | | | | | | |
|--|------------------|----------------|--------------|------------------|------------------|----------------|--------------|------------------|----------------|-----------|------------|---------------|--|
| Destinos/Destinations | 2010 | | | | 2009 | | | | Δ% (2010x2009) | | | | |
| | US\$ (000) | TON | US\$/Ton | Ton Eq.C. CWE | US\$ (000) | TON | US\$/Ton | Ton Eq.C. CWE | US\$ (000) | TON | US\$/Ton | Ton Eq.C. CWE | |
| POLONIA / POLAND | 50 | 20 | 2.463 | 20 | 0 | 0 | - | 0 | - | - | - | - | |
| TURCAS E CAICOS, ILHAS / TURKS AND CAICOS, ISLANDS | 44 | 18 | 2.473 | 44 | 0 | 0 | - | 0 | - | - | - | - | |
| SAO TOME E PRINCIPE / SAO TOME AND PRINCIPE | 36 | 15 | 2.390 | 38 | 258 | 60 | 4.317 | 103 | -86% | -75% | -45% | -63% | |
| SERRA LEOA / SIERRA LEONE | 29 | 14 | 1.992 | 36 | 0 | 0 | - | 0 | - | - | - | - | |
| SUDAO / SUDAN | 12 | 2 | 5.955 | 3 | 0 | 0 | - | 0 | - | - | - | - | |
| TOGO / TOGO | 6 | 1 | 3.845 | 4 | 159 | 56 | 2.825 | 141 | -97% | -97% | 36% | -97% | |
| MOCAMBIQUE / MOZAMBIQUE | 3 | 1 | - | 3 | 30 | 11 | 2.746 | 27 | -91% | -91% | - | -91% | |
| AFEGANISTAO / AFGHANISTAN | 0 | 0 | - | 0 | 1.215 | 272 | 4.460 | 354 | -100% | -100% | - | -100% | |
| AUSTRIA / AUSTRIA | 0 | 0 | - | 0 | 54 | 16 | 3.358 | 40 | -100% | -100% | - | -100% | |
| BELARUS / BELARUS | 0 | 0 | - | 0 | 123 | 50 | 2.468 | 50 | -100% | -100% | - | -100% | |
| FEROE, ILHAS / FAROESE, ISLANDS | 0 | 0 | - | 0 | 115 | 11 | 9.984 | 15 | -100% | -100% | - | -100% | |
| GUIANA FRANCESA/ FRENCH GUYANA | 0 | 0 | - | 0 | 65 | 17 | 3.924 | 41 | -100% | -100% | - | -100% | |
| ISLANDIA / ICELAND | 0 | 0 | - | 0 | 119 | 26 | 4.513 | 34 | -100% | -100% | - | -100% | |
| KIRIBATI / KIRIBATI | 0 | 0 | - | 0 | 46 | 17 | 2.639 | 43 | -100% | -100% | - | -100% | |
| LETONIA / LATVIA | 0 | 0 | - | 0 | 63 | 26 | 2.427 | 26 | -100% | -100% | - | -100% | |
| LITUANIA / LITHUANIA | 0 | 0 | - | 0 | 124 | 20 | 6.200 | 26 | -100% | -100% | - | -100% | |
| MICRONESIA / MICRONESIA | 0 | 0 | - | 0 | 50 | 17 | 2.901 | 43 | -100% | -100% | - | -100% | |
| NAMIBIA / NAMIBIA | 0 | 0 | - | 0 | 579 | 148 | 3.902 | 339 | -100% | -100% | - | -100% | |
| POLINESIA FRANCESA / FRENCH POLYNESIA | 0 | 0 | - | 0 | 131 | 34 | 3.823 | 86 | -100% | -100% | - | -100% | |
| SAMOA AMERICANA / AMERICAN SAMOA | 0 | 0 | - | 0 | 53 | 16 | 3.217 | 41 | -100% | -100% | - | -100% | |
| SANTA HELENA / SAINT HELENA | 0 | 0 | - | 0 | 43 | 14 | 3.062 | 35 | -100% | -100% | - | -100% | |
| TUVALU / TUVALU | 0 | 0 | - | 0 | 31 | 11 | 2.697 | 29 | -100% | -100% | - | -100% | |
| VIRGENS, ILHAS (BRITANICAS)/ VIRGIN, ISLANDS (BRITISH) | 0 | 0 | - | 0 | 84 | 25 | 3.428 | 62 | -100% | -100% | - | -100% | |
| TOTAL | 2.822.820 | 755.910 | 3.734 | 1.054.468 | 2.280.557 | 723.386 | 3.153 | 1.030.015 | 24% | 4% | 18% | 2% | |

Fonte: SECEX/MDIC